

202 Rehab Shower/Commode Chair-Bath/Toilet Modular System

MSRP Itemized Order Form

350 lb. Weight Capacity

Effective January 1, 2024

ActiveAid

101 Activeaid Road
 Redwood Falls, MN 56283
 ph. 800.533.5330 fax 888.224.8622

Bill To:

Date: _____
 P.O.#: _____
 Quote#: _____
 Account#: _____
 Ordered By: _____
 Supplier Company: _____
 Address: _____
 City, State, Zip: _____
 Phone: _____
 Email: _____

Ship To:

Name: _____
 Address: _____
 City/State: _____
 Zip: _____
 Phone: _____
 Tag For: _____

**Email form to orders@activeaid.com
 Fax this form to 888.224.8622**

Frames - must select one

P13641 18"Wx18"D White Stainless Steel Frame \$208

Legs - must select one

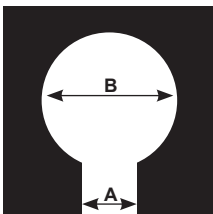
P13642 Legs w/Crutch Tips (height seat range from floor to bottom frame-16"-19") \$167
 P13643 Legs w/Suction Cups (height seat range from floor to bottom frame-16"-19") \$208

Seats - must select one

P60993 18"Wx18"D Comfortuff Front/Rear Open Seat (A-5"xB-8" opening, 2.5" waterfall foam)* \$406
 P60913 18"Wx18"D Ensolite® Front/Rear Open Seat (A-5.25"xB-8" opening, 2" waterfall foam)* \$458
 P61086 18"Wx18"D Ensolite® Solid Seat (2" foam) \$458
 P61058 18"Wx18"D Ensolite® Front Open Seat (A-5.5"xB-8.25" opening, 2" waterfall/contoured foam) \$458
 P60850 18"Wx18"D Ensolite® Front/Rear Open Seat (A-5"xB-8" opening, 1" waterfall foam)* \$458

*Seat works in all 4 positions

Seat Opening Measurements



Backs

P13295 Back Tubes w/Solid Back Pad (13.25"H) \$370

Armrests

PL13291 Left Hand Armrest with Pad \$125
 PR13291 Right Hand Armrest with Pad \$125

Belts - back required

PW60884 Waist Belt (64" circumference with 12" overlap) \$73
 PT60909 Trunk Belt (54" circumference with 12" overlap) \$73

Benches

P13294 B-O Transfer Bench \$364
 P13352 Short Transfer Bench \$364

Pans

P13876 18"Wx18"D Pan/Hanger \$130

Notes

600 Rehab Shower/Commode Chair

USA MSRP Itemized Order Form

350 lb. Weight Capacity

Effective January 1, 2024

ActiveAid

262 West 1st Street

Morton, MN 56270

ph. 800.533.5330 fax 888.224.8622

Bill To:

Date: _____

P.O.#: _____

Quote#: _____

Account#: _____

Ordered By: _____

Supplier Company: _____

Address: _____

City, State, Zip: _____

Phone: _____

Email: _____

Choose Frame Color Black White (if no selection is made, white will be selected)

Frames - frame, seat and back must match same widths, must select one

- P13675** 18"Wx18"D Stainless Steel Frame \$754
- P13676** 18"Wx20"D Stainless Steel Frame \$1,034
- P13677** 20"Wx18"D Stainless Steel Frame \$1,142
- P13678** 22"Wx18"D Stainless Steel Frame \$1,467

Wheels/Rear Casters - must select one wheel or caster option, wheel size and hand rim size must match

- P60800-2** 5" Dual Locking Casters (pair) \$146
- P13860** 20" Solid Shallow Tread Wheels (pair) \$489
- P13863** 20" Pneumatic Deep Tread Wheels (pair) \$489
- P13862** 24" Solid Shallow Tread Wheels (pair) \$489
- P13864** 24" Pneumatic Deep Tread Wheels (pair) \$489
- P13865** 24" Pneumatic Flat Free Deep Tread Wheels (pair) \$489
- P13855** 20" PVC Handrims (replaces standard handrims, pair) \$288
- P13857** 24" PVC Handrims (replaces standard handrims, pair) \$288

Axles - must select one if wheels were selected

- P13649** Bolted Axles with Wheel Mounts and Anti-Tipping Levers (pair) \$163
- P13650** Quick Release Axles with Wheel Mounts and Anti-Tipping Levers (pair) \$304

Wheel Locks - must select one if wheels were selected

- P13975** Wheel Locks (pair) \$115
- P13976** Wheel Locks with Extended Handle (pair) \$152

Front Casters - must select one

- P60841-2** 5" Casters (pair) \$125
- P60800-2** 5" Dual Locking Casters (pair) \$146

Seats - frame, seat and back must match same widths and depths, must select one

- P61189** 18"Wx18"D Molded Gel Front Open Contoured Seat (A-3.5"xB-7.25" opening, 2.5" gel) \$546
- P61190** 18"Wx18"D Molded Foam Oval Contoured Seat (A-7.25"xB-12.5" opening, 2.25" foam) \$468
- P61191** 18"Wx18"D Molded Gel Oval Contoured Seat (A-7.25"xB-12.5" opening, 2.5" gel) \$546
- P61192** 18"Wx18"D Molded Foam Front Open Contoured Seat (A-3.5"xB-7.25" opening, 2.25" foam) \$468
- P60993** 18"Wx18"D Comfortuff Front/Rear Open Seat (A-5"xB-8" opening, 2.5" waterfall foam)* \$406
- P60701** 18"Wx18"D Ensolite® Front/Rear Open Seat (A-4.5"xB-7.75", 1" foam)* \$370
- P61058** 18"Wx18"D Ensolite® Front Open Contoured Seat (A-5.5"xB-8.25" opening, 2" waterfall foam) \$458
- P61086** 18"Wx18"D Ensolite® Solid Seat (2" foam) \$458
- P60675** 18"Wx18"D Ensolite® Cloverleaf Seat (7.5"x9" oval opening, 1" foam) \$370
- P60850** 18"Wx18"D Ensolite® Front Open Seat (A-5"xB-8" opening, 1" waterfall foam)* \$458
- P60913** 18"Wx18"D Ensolite® Front/Rear Open Seat (A-5.25"xB-8" opening, 2" waterfall foam)* \$458
- P61121** 18"Wx20"D Ensolite® Front/Rear Open Seat (A-4.5"xB-7.5" opening, 1" foam) \$619
- P61122** 18"Wx20"D Ensolite® Solid Seat (1" foam) \$619
- PP60903** 18"Wx20"D Ensolite® Side Open Seat (A-4.5"xB-7.75" opening, 1" foam) \$619
- P60903** 20"Wx18"D Ensolite® Front/Rear Seat (A-4.5"xB-7.75" opening, 1" foam) \$619
- PP61122** 20"Wx18"D Ensolite® Solid Seat (1" foam) \$619
- P61038** 20"Wx18"D Comfortuff Front Open Seat (A-5"xB-8" opening, 1.5" waterfall foam) \$619
- P60905** 22"Wx18"D Ensolite® Front/Rear Seat (A-4.5"xB-7.75" opening, 1" foam) \$702

*Seat works in all 4 positions

Seat Opening Measurements
1-Front End Opening
2-Cloverleaf Seat Opening
3-Oval Seat Opening



Armrests - must select right and left armrest, must match frame depth

- P13278** 18"D Left Hand Armrest with Pad \$151
- P13277** 18"D Right Hand Armrest with Pad \$151
- P13663** 20"D Left Hand Armrest with Pad \$224
- P13664** 20"D Right Hand Armrest with Pad \$224

Altimate Medical products should only be used under the guidance of a physician and or therapist. Altimate Medical maintains a policy of continual product improvement and reserves the right to change features, specifications, and prices without prior notification. Check with Altimate Medical for latest information. FORM 600PL 030724 Copyright © 2024 Altimate Medical. All rights reserved. U.S. & patents pending. Printed in the U.S.A.

Ship To:

Name: _____

Address: _____

City/State: _____

Zip: _____

Phone: _____

Tag For: _____

Email form to orders@activeaid.com

Fax this form to 888.224.8622

Leg Rests - foot plate not included unless stated in description

- PL13581** Left Gooseneck Leg Rest \$151
- PR13581** Right Gooseneck Leg Rest \$151
- P13582** Left Elevating Leg Rest \$585
- P13583** Right Elevating Leg Rest \$585
- P13667** 18"W 1-pc. Foot Plate/Leg Rest-must match frame width, foot plate included, P13670 required \$323
- P13668** 20"W 1-pc. Foot Plate/Leg Rest-must match frame width, foot plate included, P13670 required \$333
- P13669** 22"W 1-pc. Foot Plate/Leg Rest-must match frame width, foot plate included, P13670 required \$344

Foot Plates - cannot be ordered with one piece foot plate/leg rest

- PL11099** Left Foot Plate \$22
- PR11099** Right Foot Plate \$22
- PL11100** Left Foot Plate with Heel Loop \$34
- PR11100** Right Foot Plate with Heel Loop \$34
- P13891** Left Oversized Aluminum Foot Plate \$174
- P13892** Right Oversized Aluminum Foot Plate \$174
- PL11101** Left Padded Foot Plate \$82
- PR11101** Right Padded Foot Plate \$82

Backs - frame, seat and back must match same widths, must select one

- P13651** 18"W Sling Back with Stroller Handles \$255
- P13652** 18"W Solid Back \$255
- P13826** 18"W Contoured Back \$448
- P13658** 20"W Sling Back with Stroller Handles \$338
- P13659** 20"W Solid Back \$338
- P13661** 22"W Sling Back with Stroller Handles \$422
- P13662** 22"W Solid Back \$422

Belts

- PW60909** Waist Belt (for 18"W frame only, 54" circumference with 12" overlap) \$73
- PW60884** Waist Belt (for 20"W and 22"W frames only, 66" and 68" circumference with 12" overlap) \$73
- PT60884** Trunk Belt (64", 66" and 68" circumference with 12" overlap) \$73
- P60879** Calf Strap (not available with P13582 and P13583 elevating leg rests) \$73
- P11093** Bodypoint® Trunk Belt \$224
- P11102** Bodypoint® Trunk Belt (pair) \$423
- P11116** Bodypoint® Trunk Belt & Waist Belt \$277
- P11112** Bodypoint® XL Trunk Belt \$234
- P11113** Bodypoint® Belt w/Quick Release Knobs \$260
- P61170** Bodypoint® Calf Strap (only available with 20"W, not available with P13582 and P13583 elevating leg rests) \$146
- P61081** Bodypoint® Calf Strap (only available with 18" back, not available with P13582 and P13583 elevating leg rests) \$146
- P11114** Bodypoint® Knee Belt \$240

Positioning Aids

- PL13574** Left Hand Swing-Away Adjustable Lateral \$352
- PR13574** Right Hand Swing-Away Adjustable Lateral \$352
- PL13618** Left Hand Arm-Mounted Hip Guide \$336
- PR13618** Right Hand Arm-Mounted Hip Guide \$336
- P61006** Abductor/Deflector-Large \$223
- P13670** Front Anti-Tippers \$271

Pans - frame, seat and back must match same widths and depths

- P13840** 18"Wx18"D Pan/Hanger \$130
- P13841** 18"Wx20"D Pan/Hanger \$130
- P13842** 20"Wx18"D Pan/Hanger \$142
- P13843** 22"Wx18"D Pan/Hanger \$152

720 Bariatric Rehab Shower/Commode Chair

MSRP Itemized Order Form

600 lb. Weight Capacity

Effective January 1, 2024

ActiveAid

101 Activeaid Road
Redwood Falls, MN 56283
ph. 800.533.5330 fax 888.224.8622

Bill To:

Date: _____
P.O.#: _____
Quote#: _____
Account#: _____
Ordered By: _____
Supplier Company: _____
Address: _____
City, State, Zip: _____
Phone: _____
Email: _____

Choose Frame Color Black White (if no selection is made, white will be selected)

Frames - frame, seat, back and pan must match same widths and depths, must select one

<input type="checkbox"/> P13598	20"Wx20"D Stainless Steel Frame	\$1,768
<input type="checkbox"/> P13599	22"Wx20"D Stainless Steel Frame	\$1,768
<input type="checkbox"/> P13600	24"Wx20"D Stainless Steel Frame	\$1,768
<input type="checkbox"/> P13601	26"Wx20"D Stainless Steel Frame	\$2,288
<input type="checkbox"/> P13602	28"Wx20"D Stainless Steel Frame	\$2,288
<input type="checkbox"/> P13603	30"Wx20"D Stainless Steel Frame	\$2,288

Frame Accessories

<input type="checkbox"/> P13670	Front Anti-Tippers (required with 1-pc foot plate/leg rest)	\$271
---------------------------------	---	-------

Wheels/Rear Casters - must select one wheel or caster option, wheel size and hand rim size must match

<input type="checkbox"/> P13283-2	6" Locking Rear Casters (pair)	\$331
<input type="checkbox"/> P13860	20" Solid Shallow Tread Wheels (pair)	\$489
<input type="checkbox"/> P13863	20" Pneumatic Deep Tread Wheels (pair)	\$489
<input type="checkbox"/> P13862	24" Solid Shallow Tread Wheels (pair)	\$489
<input type="checkbox"/> P13864	24" Pneumatic Street Tread Wheels (pair)	\$489
<input type="checkbox"/> P13865	24" Pneumatic Flat Free Deep Tread Wheels (pair)	\$489
<input type="checkbox"/> P13855	20" PVC Handrims (replaces standard handrims, pair)	\$288
<input type="checkbox"/> P13857	24" PVC Handrims (replaces standard handrims, pair)	\$288

Axles - must select one if wheels were selected

<input type="checkbox"/> P13769	Bolted Axles with Anti-Tipping Levers (pair)	\$76
---------------------------------	--	------

Wheel Locks - must select one if wheels were selected

<input type="checkbox"/> P13975	Wheel Locks (pair)	\$115
<input type="checkbox"/> P13976	Wheel Locks with Extended Handle (pair)	\$152

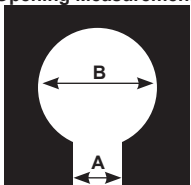
Front Casters - must select one

<input type="checkbox"/> P60780-2	6" Casters (pair)	\$250
<input type="checkbox"/> P13283-2	6" Locking Casters (pair)	\$331

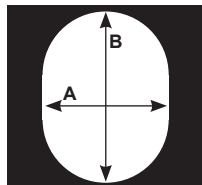
Seats - frame, seat, back and pan must match same widths and depths, must select one

<input type="checkbox"/> P60886	20"Wx20"D Ensolite® Race Track Oval Seat (A-7.75"xB-12.75" opening, 1.5" foam)	\$666
<input type="checkbox"/> P61117	20"Wx20"D Ensolite® Front/Rear Open Seat (A-4.5"xB-7.75" opening, 1" foam)	\$640
<input type="checkbox"/> P60887	22"Wx20"D Ensolite® Race Track Oval Seat (A-7.75"xB-12.75" opening, 1.5" foam)	\$728
<input type="checkbox"/> P61118	22"Wx20"D Ensolite® Front/Rear Open Seat (A-4.5"xB-7.75" opening, 1" foam)	\$702
<input type="checkbox"/> P60888	24"Wx20"D Ensolite® Race Track Oval Seat (A-7.75"xB-12.75" opening, 1.5" foam)	\$832
<input type="checkbox"/> P61119	24"Wx20"D Ensolite® Front/Rear Open Seat (A-4.5"xB-7.75" opening, 1" foam)	\$806
<input type="checkbox"/> P60889	26"Wx20"D Ensolite® Race Track Oval Seat (A-7.75"xB-12.75" opening, 1.5" foam)	\$858
<input type="checkbox"/> P61110	28"Wx20"D Ensolite® Race Track Oval Seat (A-7.75"xB-12.75" opening, 1.5" foam)	\$936
<input type="checkbox"/> P61111	30"Wx20"D Ensolite® Race Track Oval Seat (A-7.75"xB-12.75" opening, 1.5" foam)	\$936

Front/Rear Seat
Opening Measurements



Race Track Seat Opening
Measurements



Ship To:

Name: _____
Address: _____
City/State: _____
Zip: _____
Phone: _____
Tag For: _____

Email form to orders@activeaid.com

Fax this form to 888.224.8622

Armrests - must select right and left armrest

<input type="checkbox"/> P13584	Left Hand Armrest with Pad	\$174
<input type="checkbox"/> P13585	Right Hand Armrest with Pad	\$174
<input type="checkbox"/> P13586	Left Hand Armrest with Arm Trough	\$293
<input type="checkbox"/> P13587	Right Hand Armrest with Arm Trough	\$293

Leg Rests - foot plate not included unless stated in description

<input type="checkbox"/> PL13581	Left Gooseneck Leg Rest	\$151
<input type="checkbox"/> PR13581	Right Gooseneck Leg Rest	\$151
<input type="checkbox"/> P13582	Left Elevating Leg Rest	\$585
<input type="checkbox"/> P13583	Right Elevating Leg Rest	\$585
<input type="checkbox"/> P13196	20"W 1-pc. Foot Plate/Leg Rest-must match frame width, foot plate included, P13670 required	\$333
<input type="checkbox"/> P13184	22"W 1-pc. Foot Plate/Leg Rest-must match frame width, foot plate included, P13670 required	\$344
<input type="checkbox"/> P13197	24"W 1-pc. Foot Plate/Leg Rest-must match frame width, foot plate included, P13670 required	\$354
<input type="checkbox"/> P13198	26"W 1-pc. Foot Plate/Leg Rest-must match frame width, foot plate included, P13670 required	\$364
<input type="checkbox"/> P13579	28"W 1-pc. Foot Plate/Leg Rest-must match frame width, foot plate included, P13670 required	\$375
<input type="checkbox"/> P13580	30"W 1-pc. Foot Plate/Leg Rest-must match frame width, foot plate included, P13670 required	\$390

Foot Plates cannot be ordered with one piece foot plate/leg rest

<input type="checkbox"/> PL11099	Left Foot Plate	\$22
<input type="checkbox"/> PR11099	Right Foot Plate	\$22
<input type="checkbox"/> PL11100	Left Foot Plate with Heel Loop	\$34
<input type="checkbox"/> PR11100	Right Foot Plate with Heel Loop	\$34
<input type="checkbox"/> P13891	Left Oversized Aluminum Foot Plate	\$174
<input type="checkbox"/> P13892	Right Oversized Aluminum Foot Plate	\$174
<input type="checkbox"/> PL11101	Left Padded Foot Plate	\$82
<input type="checkbox"/> PR11101	Right Padded Foot Plate	\$82

Backs - frame, seat and back must match same widths, must select one

<input type="checkbox"/> P13592	20"W Contoured Solid Back	\$541
<input type="checkbox"/> P13593	22"W Solid Back	\$595
<input type="checkbox"/> P13594	24"W Solid Back	\$649
<input type="checkbox"/> P13595	26"W Solid Back	\$704
<input type="checkbox"/> P13596	28"W Solid Back	\$812
<input type="checkbox"/> P13597	30"W Solid Back	\$920

Belts

<input type="checkbox"/> PT60884	Trunk Belt (66", 68", 72", 74" and 76" circumference with 12" overlap)	\$73
<input type="checkbox"/> PW60884	Waist Belt (for 20"W, 22"W and 24"W frames only, 66", 68" and 70" circumference with 12" overlap)	\$73
<input type="checkbox"/> PW11095	Waist Belt (for 26"W frames only, 76" circumference with 12" overlap)	\$88
<input type="checkbox"/> P11093	Bodypoint® Trunk Belt (for 20"W and 22"W frames only)	\$224
<input type="checkbox"/> P11102	Bodypoint® Trunk Belt (for 20"W and 22"W frames only, pair)	\$423
<input type="checkbox"/> P11116	Bodypoint® Trunk Belt & Waist Belt (for 20"W and 22"W frames only)	\$277
<input type="checkbox"/> P11112	Bodypoint® XL Trunk Belt (for 24"W and 26"W frames only)	\$234
<input type="checkbox"/> P11113	Bodypoint® Belt w/Quick Release Knobs (for 20"W and 22"W frames only)	\$260

Pans - frame, seat, back and pan must match same widths and depths

<input type="checkbox"/> P13844	20"Wx20"D Pan/Hanger	\$142
<input type="checkbox"/> P13845	22"Wx20"D Pan/Hanger	\$152
<input type="checkbox"/> P13846	24"Wx20"D Pan/Hanger	\$163
<input type="checkbox"/> P13847	26"Wx20"D Pan/Hanger	\$174
<input type="checkbox"/> P13848	28"Wx20"D Pan/Hanger	\$185
<input type="checkbox"/> P13849	30"Wx20"D Pan/Hanger	\$196

922 Rehab Shower/Commode Chair-Folding MSRP Itemized Order Form

350 lb. Weight Capacity

Effective January 1, 2024

ActiveAid

101 Activeaid Road
Redwood Falls, MN 56283
ph. 800.533.5330 fax 888.224.8622

Bill To:

Date: _____
P.O.#: _____
Quote#: _____
Account#: _____
Ordered By: _____
Supplier Company: _____
Address: _____
City, State, Zip: _____
Phone: _____
Email: _____

Ship To:

Name: _____
Address: _____
City/State: _____
Zip: _____
Phone: _____
Tag For: _____

**Email form to orders@activeaid.com
Fax this form to 888.224.8622**

Choose Frame Color Black White (if no selection is made, white will be selected)

Frames - must select one

P13559 18"Wx18"D Stainless Steel Frame \$1,248

Wheels - must select one wheel option, wheel size and hand rim size must match

P13861 22" Solid Shallow Tread Wheels (pair) \$489
 P13875 22" Pneumatic Deep Tread Wheels (pair) \$489
 P13862 24" Solid Shallow Tread Wheels (pair) \$489
 P13864 24" Pneumatic Deep Tread Wheels (pair) \$489
 P13865 24" Pneumatic Flat Free Deep Tread Wheels (pair) \$489
 P13856 22" PVC Handrims (replaces standard handrims, pair) \$288
 P13857 24" PVC Handrims (replaces standard handrims, pair) \$288

Axles - must select one

P13639 Bolted Axles (pair) \$42
 P13640 Quick Release Axles (pair) \$120

Wheel Locks - must select one

P13975 Wheel Locks (pair) \$115
 P13976 Wheel Locks with Extended Handle (pair) \$152

Casters - must select one

P60841-2 5" Casters (pair) \$125
 P60800-2 5" Dual Locking Casters (pair) \$146

Seats - must select one

P61189 18"Wx18"D Molded Gel Front Open Contoured Seat (A-3.5"xB-7.25" opening, 2.5" gel) \$546
 P61190 18"Wx18"D Molded Foam Oval Contoured Seat (A-7.25"xB-12.5" opening, 2.25" foam) \$468
 P61191 18"Wx18"D Molded Gel Oval Contoured Seat (A-7.25"xB-12.5" opening, 2.5" gel) \$546
 P61192 18"Wx18"D Molded Foam Front Open Contoured Seat (A-3.5"xB-7.25" opening, 2.25" foam) \$468
 P60993 18"Wx18"D Comfortuff Front Open Seat (A-5"xB-8" opening, 2.5" waterfall foam) \$406
 P61120 18"Wx18"D Ensolite® Front Open (A-3"xB-5.25", 2"dual density foam w/coccyx notch) \$406
 P61058 18"Wx18"D Ensolite® Front Open Contoured Seat (A-5.5"xB-8.25" opening, 2" waterfall foam) \$458
 P61086 18"Wx18"D Ensolite® Solid Seat (2" foam) \$458
 P60675 18"Wx18"D Ensolite® Cloverleaf Seat (7.5"x9" oval opening, 1" foam) \$370
 P60701 18"Wx18"D Ensolite® Front Open Seat (A-4.5"xB-7.75", 1" foam) \$370
 P60850 18"Wx18"D Ensolite® Front Open Seat (A-5"xB-8" opening, 1" waterfall foam) \$458
 P60913 18"Wx18"D Ensolite® Front Open Seat (A-5.25"xB-8" opening, 2" waterfall foam) \$458

Armrests - must select right and left armrest

P13563 Left Hand Height-Adjustable Armrest \$304
 P13564 Right Hand Height-Adjustable Armrest \$304
 P13565 Left Hand Flip-Up Armrest \$260
 P13566 Right Hand Flip-Up Armrest \$260

Leg Rests - foot plate not included

PL13569 Left Gooseneck Leg Rest \$151
 PR13569 Right Gooseneck Leg Rest \$151
 P13794 Left Elevating Leg Rest \$585
 P13795 Right Elevating Leg Rest \$585
 PL13570 Left Low-Mount Leg Rest \$151
 PR13570 Right Low-Mount Leg Rest \$151

Foot Plates

PL11099 Left Foot Plate \$22
 PR11099 Right Foot Plate \$22
 PL11100 Left Foot Plate with Heel Loop \$34
 PR11100 Right Foot Plate with Heel Loop \$34
 P13891 Left Oversized Aluminum Foot Plate \$174
 P13892 Right Oversized Aluminum Foot Plate \$174
 PL11101 Left Padded Foot Plate \$82
 PR11101 Right Padded Foot Plate \$82

Backs - must select one

P11098 18"W Solid Back \$433
 P13866 18"W Sling Back \$130

Belts

PW60909 Waist Belt (54" circumference with 12" overlap) \$73
 PT60884 Trunk Belt (64" circumference with 12" overlap) \$73
 P60879 Calf Strap (not available with P13794 and P13795 elevating leg rests) \$73
 P11093 Bodypoint® Trunk Belt \$224
 P11102 Bodypoint® Trunk Belt (pair) \$423
 P11111 Bodypoint® Trunk Belt & Waist Belt \$277
 P11112 Bodypoint® XL Trunk Belt \$234
 P11113 Bodypoint® Belt w/Quick Release Knobs \$260
 P61081 Bodypoint® Calf Strap (not available with P13794 and P13795 elevating leg rests) \$146
 P11114 Bodypoint® Knee Belt \$240

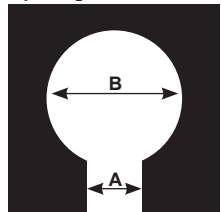
Positioning Aids

PL13574 Left Hand Swing-Away Adjustable Lateral \$352
 PR13574 Right Hand Swing-Away Adjustable Lateral \$352
 P61006 Abductor/Deflector-Large \$223

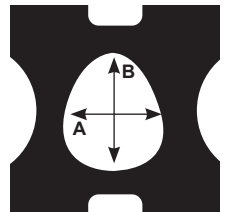
Pans

P13573 18"Wx18"D Pan/Hanger \$130

**Front/Rear Open Seat
Opening Measurements**



**Cloverleaf Seat Opening
Measurements**



1100 Rehab Shower/Commode Chair-Seat Height/Slope Adjustable

MSRP Itemized Order Form

350 lb. Weight Capacity

Effective January 1, 2024

ActiveAid

101 Activeaid Road
Redwood Falls, MN 56283
ph. 800.533.5330 fax 888.224.8622

Bill To:

Date: _____
P.O.#: _____
Quote#: _____
Account#: _____
Ordered By: _____
Supplier Company: _____
Address: _____
City, State, Zip: _____
Phone: _____
Email: _____

Choose Frame Color Black White (if no selection is made, white will be selected)

Frames - frame, seat, back and pan must match same widths and depths, must select one

<input type="checkbox"/> P13721	18"Wx18"D Stainless Steel Frame	\$1,404
<input type="checkbox"/> P13722	20"Wx18"D Stainless Steel Frame	\$1,638
<input type="checkbox"/> P13723	22"Wx18"D Stainless Steel Frame	\$1,820

Wheels/Rear Casters - must select one wheel or caster option

<input type="checkbox"/> P13854	5" Dual Locking Casters (no slope adjustment, pair)	\$146
<input type="checkbox"/> P13862	24" Solid Shallow Tread Wheels (pair)	\$489
<input type="checkbox"/> P13864	24" Pneumatic Deep Tread Wheels (pair)	\$489
<input type="checkbox"/> P13865	24" Pneumatic Flat Free Deep Tread Wheels (pair)	\$489
<input type="checkbox"/> P13857	24" PVC Handrims (replaces standard handrims, pair)	\$288

Axles - must select one if wheels were selected

<input type="checkbox"/> P13708	Bolted Axles with Anti-Tipping Levers (pair)	\$82
<input type="checkbox"/> P13707	Quick Release Axles with Anti-Tipping Levers (pair)	\$174

Wheel Locks - must select one if wheels were selected

<input type="checkbox"/> P13975	Wheel Locks (pair)	\$115
<input type="checkbox"/> P13976	Wheel Locks with Extended Handle (pair)	\$152

Front Casters - must select one

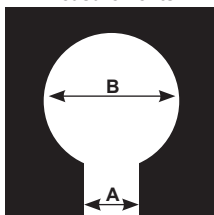
<input type="checkbox"/> P60841-2	5" Casters (pair)	\$125
<input type="checkbox"/> P60800-2	5" Dual Locking Casters (pair)	\$146

Seats - frame, seat, back and pan must match same widths and depths, must select one

<input type="checkbox"/> P61189	18"Wx18"D Molded Gel Front Open Contoured Seat (A-3.5"xB-7.25" opening, 2.5" gel)	\$546
<input type="checkbox"/> P61190	18"Wx18"D Molded Foam Oval Contoured Seat (A-7.25"xB-12.5" opening, 2.25" foam)	\$468
<input type="checkbox"/> P61191	18"Wx18"D Molded Gel Oval Contoured Seat (A-7.25"xB-12.5" opening, 2.5" gel)	\$546
<input type="checkbox"/> P61192	18"Wx18"D Molded Foam Front Open Contoured Seat (A-3.5"xB-7.25" opening, 2.25" foam)	\$468
<input type="checkbox"/> P60993	18"Wx18"D Comfortuff Front/Rear Open Seat (A-5"xB-8" opening, 2.5" waterfall foam)	\$406
<input type="checkbox"/> P60850	18"Wx18"D Ensolite® Front/Rear Open Seat (A-5"xB-8" opening, 1" waterfall foam)	\$458
<input type="checkbox"/> P60913	18"Wx18"D Ensolite® Front/Rear Open Seat (A-5.25"xB-8" opening, 2" waterfall foam)	\$458
<input type="checkbox"/> P61086	18"Wx18"D Ensolite® Solid Seat (2" foam)	\$458
<input type="checkbox"/> P61058	18"Wx18"D Ensolite® Front Open Contoured Seat (A-5.5"xB-8.25" opening, 2" waterfall foam)	\$458
<input type="checkbox"/> P61038	20"Wx18"D Comfortuff Front Open Seat (A-5"xB-8" opening, 1.5" waterfall foam)	\$619
<input type="checkbox"/> PP61122	20"Wx18"D Ensolite® Solid Seat (1" foam)	\$619
<input type="checkbox"/> P60903	20"Wx18"D Ensolite® Front/Rear Seat (A-4.5"xB-7.75" opening, 1" foam)	\$619
<input type="checkbox"/> P60905	22"Wx18"D Ensolite® Front/Rear Seat (A-4.5"xB-7.75" opening, 1" foam)	\$702

*Seat works in all 4 positions

Seat Opening Measurements



Ship To:

Name: _____
Address: _____
City/State: _____
Zip: _____
Phone: _____
Tag For: _____

Email form to orders@activeaid.com

Fax this form to 888.224.8622

Armrests - must select right and left armrest

<input type="checkbox"/> P13715	Left Hand Armrest with Pad	\$169
<input type="checkbox"/> P13716	Right Hand Armrest with Pad	\$169
<input type="checkbox"/> P13717	Left Hand Armrest with Arm Trough	\$288
<input type="checkbox"/> P13718	Right Hand Armrest with Arm Trough	\$288
<input type="checkbox"/> P13615	Left Hand Height-Adjustable Armrest	\$318
<input type="checkbox"/> P13616	Right Hand Height-Adjustable Armrest	\$318

Leg Rests - foot plate not included

<input type="checkbox"/> PL13725	Left Leg Rest	\$151
<input type="checkbox"/> PR13725	Right Leg Rest	\$151
<input type="checkbox"/> P13571	Left Elevating Leg Rest	\$585
<input type="checkbox"/> P13572	Right Elevating Leg Rest	\$585

Foot Plates

<input type="checkbox"/> PL11099	Left Foot Plate	\$22
<input type="checkbox"/> PR11099	Right Foot Plate	\$22
<input type="checkbox"/> PL11100	Left Foot Plate with Heel Loop	\$34
<input type="checkbox"/> PR11100	Right Foot Plate with Heel Loop	\$34
<input type="checkbox"/> P13891	Left Oversized Aluminum Foot Plate	\$174
<input type="checkbox"/> P13892	Right Oversized Aluminum Foot Plate	\$174
<input type="checkbox"/> PL11101	Left Padded Foot Plate	\$82
<input type="checkbox"/> PR11101	Right Padded Foot Plate	\$82

Backs - frame, seat and back must match same widths, must select one

<input type="checkbox"/> P13690	18"W Sling Back with Stroller Handles	\$342
<input type="checkbox"/> P13692	18"W Sling Back with Stroller Handles (adjustable depth)	\$477
<input type="checkbox"/> P13691	18"W Solid Back	\$342
<input type="checkbox"/> P13693	18"W Solid Back (adjustable depth)	\$477
<input type="checkbox"/> P13710	20"W Sling Back with Stroller Handles	\$433
<input type="checkbox"/> P13713	20"W Solid Back	\$433
<input type="checkbox"/> P13712	22"W Sling Back with Stroller Handles	\$504
<input type="checkbox"/> P13714	22"W Solid Back	\$504

Belts

<input type="checkbox"/> PW60909	Waist Belt (for 18"W frame only, 54" circumference with 12" overlap)	\$73
<input type="checkbox"/> PW60884	Waist Belt (for 20"W and 22"W frame only, 66" and 68" circumference with 12" overlap)	\$73
<input type="checkbox"/> PT60884	Trunk Belt (64", 66" and 68" circumference with 12" overlap)	\$73
<input type="checkbox"/> P60879	Calf Strap (not available with P13571 and P13572 elevating leg rests)	\$73
<input type="checkbox"/> P11093	Bodypoint® Trunk Belt	\$224
<input type="checkbox"/> P11102	Bodypoint® Trunk Belt (pair)	\$423
<input type="checkbox"/> P11116	Bodypoint® Trunk Belt & Waist Belt	\$277
<input type="checkbox"/> P11112	Bodypoint® XL Trunk Belt	\$234
<input type="checkbox"/> P11113	Bodypoint® Belt w/Quick Release Knobs	\$260
<input type="checkbox"/> P61170	Bodypoint® Calf Strap (only available with 20"W back, not available with P13571 and P13572 elevating leg rests)	\$146
<input type="checkbox"/> P61081	Bodypoint® Calf Strap (only available with 18" back, not available with P13571 and P13572 elevating leg rests)	\$146
<input type="checkbox"/> P11114	Bodypoint® Knee Belt	\$240

Positioning Aids

<input type="checkbox"/> PL13574	Left Hand Swing-Away Adjustable Lateral	\$352
<input type="checkbox"/> PR13574	Right Hand Swing-Away Adjustable Lateral	\$352
<input type="checkbox"/> P61006	Abductor/Deflector-Large	\$223

Pans - frame, seat, back and pan must match same widths and depths

<input type="checkbox"/> P13834	18"Wx18"D Pan/Hanger	\$130
<input type="checkbox"/> P13836	20"Wx18"D Pan/Hanger	\$152
<input type="checkbox"/> P13838	22"Wx18"D Pan/Hanger	\$174

1218 Pediatric Rehab Shower/Commode Chair-Tilt

MSRP Itemized Order Form

200 lb. to 350 lb. Weight Capacity*

Effective January 1, 2024

ActiveAid

101 Activeaid Road
Redwood Falls, MN 56283
ph. 800.533.5330 fax 888.224.8622

Bill To:

Date: _____

P.O.#: _____

Quote#: _____

Account#: _____

Ordered By: _____

Supplier Company: _____

Address: _____

City, State, Zip: _____

Phone: _____

Email: _____

Choose Frame Color Black White (if no selection is made, white will be selected)

Frames - must select one

P13623 18"Wx18"D Stainless Steel Frame \$1,924

Casters - must select one

P60800-4 5" Dual Locking Casters (2 pair) \$271

P13770 5" Casters (pair) and 5" Dual Locking Casters (pair) \$250

Seats - must select one

P13914 12"Wx12"D Ensolite® Front/Rear Open Seat (A-2.5"xB-4.5" opening, 1" foam) \$416

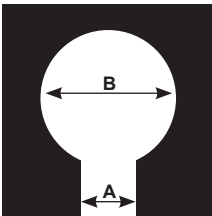
P13915 14"Wx14"D Ensolite® Front/Rear Open Seat (A-3.5"xB-5.5" opening, 1" foam) \$416

P13916 16"Wx16"D Ensolite® Front/Rear Open Seat (A-4"xB-6.5" opening, 1" foam) \$416

P13494 18"Wx18"D Comfortuff Front/Rear Open Seat (A-5"xB-8.25" opening, 1.5" waterfall foam) \$487

P13617 18"Wx18"D Ensolite® Solid Seat (2" foam) \$541

Seat Opening Measurements



* Weight Capacity for Seats

12"Wx12"D - 200lbs.

14"Wx14"D - 350lbs.

16"Wx16"D - 350lbs.

18"Wx18"D - 350lbs.

Armrests - must select right and left armrest

P13821 Left Hand Armrest with Pad \$163

P13822 Right Hand Armrest with Pad \$163

P13823 Left Hand Armrest with Arm Trough \$282

P13824 Right Hand Armrest with Arm Trough \$282

P13615 Left Hand Height-Adjustable Armrest \$318

P13616 Right Hand Height-Adjustable Armrest \$318

Leg Rests - foot plate not included

PL13610 Left Pediatric Leg Rest \$115

PR13610 Right Pediatric Leg Rest \$115

P13582 Left Elevating Leg Rest \$585

P13583 Right Elevating Leg Rest \$585

PL13581 Left Gooseneck Leg Rest \$151

PR13581 Right Gooseneck Leg Rest \$151

Notes

Ship To:

Name: _____

Address: _____

City/State: _____

Zip: _____

Phone: _____

Tag For: _____

Email form to orders@activeaid.com

Fax this form to 888.224.8622

Foot Plates

PL11099 Left Foot Plate \$22

PR11099 Right Foot Plate \$22

PL11100 Left Foot Plate with Heel Loop \$34

PR11100 Right Foot Plate with Heel Loop \$34

P13891 Left Oversized Aluminum Foot Plate \$174

P13892 Right Oversized Aluminum Foot Plate \$174

PL11101 Left Padded Foot Plate \$82

PR11101 Right Padded Foot Plate \$82

Backs - must select one

P13867 18"W Adjustable Sling Back \$234

P13917 18"W Solid Back \$607

P11104 18"W Solid Back Full Length w/Center Pad (adjustable depth) \$379

Belts

PW60884 Waist Belt (64" circumference with 12" overlap) \$73

PT60884 Trunk Belt (64" circumference with 12" overlap) \$73

P11093 Bodypoint® Trunk Belt \$224

P11102 Bodypoint® Trunk Belt (pair) \$423

P11116 Bodypoint® Trunk Belt & Waist Belt \$277

P11113 Bodypoint® Belt w/Quick Release Knobs \$260

P61169 Bodypoint® Calf Strap (only available with PL13610 and PR13610 pediatric leg rests) \$146

P61081 Bodypoint® Calf Strap (not available with P13582 and P13583 elevating leg rests) \$146

P11114 Bodypoint® Knee Belt \$240

P60879 Calf Strap (not available with P13582 and P13583 elevating leg rests) \$73

Positioning Aids

PL13574 Left Hand Swing-Away Adjustable Lateral \$352

PR13574 Right Hand Swing-Away Adjustable Lateral \$352

PL13618 Left Hand Arm-Mounted Hip Guide (not available with P13615 Armrests) \$336

PR13618 Right Hand Arm-Mounted Hip Guide (not available with P13616 Armrests) \$336

P61056 Abductor/Deflector-Small (for 12" and 14" seats) \$201

P60756 Abductor/Deflector-Medium (for 16" seats) \$212

P61006 Abductor/Deflector-Large (for 18" seats) \$223

Pans - seat and back must match same widths and depths

P13619 Pan/Hanger-Fits 12"W and 14"W Frame \$130

P13620 Pan/Hanger-Fits 16"W and 18"W Frame \$130

Head Supports

P11105 Head Support-Small Foam (only available for P11104 18"W Solid Back Full Length w/Center Pad) \$127

P13912 Head Support-Small \$358

P13900 Head Support-Large \$385

285 Rehab Shower/Commode Chair-Tilt

MSRP Itemized Order Form

350 lb. Weight Capacity

Effective January 1, 2024

ActiveAid

101 Activeaid Road
Redwood Falls, MN 56283
ph. 800.533.5330 fax 888.224.8622

Bill To:

Date: _____

P.O.#: _____

Quote#: _____

Account#: _____

Ordered By: _____

Supplier Company: _____

Address: _____

City, State, Zip: _____

Phone: _____

Email: _____

Choose Frame Color Black White (if no selection is made, white will be selected)

Frames - frame, seat and back must match same widths, must select one

- P13635** 16"Wx18"D Stainless Steel Frame \$1,612
- P13636** 18"Wx18"D Stainless Steel Frame \$1,794
- P13637** 20"Wx18"D Stainless Steel Frame \$2,184
- P13638** 22"Wx18"D Stainless Steel Frame \$2,418

Wheels/Rear Casters - must select one wheel or caster option

- P60800-2** 5" Dual Locking Casters (pair) \$146
- P13862** 24" Solid Shallow Tread Wheels (pair) \$489
- P13864** 24" Pneumatic Deep Tread Wheels (pair) \$489
- P13865** 24" Pneumatic Flat Free Deep Tread Wheels (pair) \$489
- P13857** 24" PVC Handrims (replaces standard handrims, pair) \$288

Axles - must select one if 24" wheels were selected

- P13688** Bolted Axles with Anti-Tipping Levers (pair) \$55

Wheel Locks - must select one if wheels were selected

- P13975** Wheel Locks (pair) \$115
- P13976** Wheel Locks with Extended Handle (pair) \$152

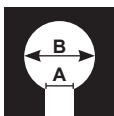
Front Casters - must select one

- P60841-2** 5" Casters (pair) \$125
- P60800-2** 5" Dual Locking Casters (pair) \$146

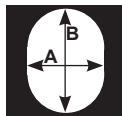
Seats - frame, seat and back must match same widths, must select one

- P61189** 18"Wx18"D Molded Gel Front Open Contoured Seat (A-3.5"xB-7.25" opening, 2.5" gel) \$546
- P61190** 18"Wx18"D Molded Foam Oval Contoured Seat (A-7.25"xB-12.5" opening, 2.25" foam) \$468
- P61191** 18"Wx18"D Molded Gel Oval Contoured Seat (A-7.25"xB-12.5" opening, 2.5" gel) \$546
- P61192** 18"Wx18"D Molded Foam Front Open Contoured Seat (A-3.5"xB-7.25" opening, 2.25" foam) \$468
- P61124** 16"Wx18"D Ensolite® Front/Rear Open Seat (A-4.75"xB-7.75" opening, 1" foam) \$489
- P60993** 18"Wx18"D Comfortuff Front/Rear Open Seat (A-5"xB-8" opening, 2.5" waterfall foam) \$406
- P61058** 18"Wx18"D Ensolite® Front Open Contoured Seat (A-5.5"xB-8.25" opening, 2" waterfall foam) \$458
- P60802** 18"Wx18"D Ensolite® Front Open Ring Seat (A-4.5"xB-7.75" opening, 1.25" foam) \$406
- P61086** 18"Wx18"D Ensolite® Solid Seat (2" foam) \$458
- P61121** 18"Wx20"D Ensolite® Front Open Seat (A-4.5"xB-7.5" opening, 1" foam) \$619
- P61038** 20"Wx18"D Comfortuff Front Open Seat (A-5"xB-8" opening, 1.5" waterfall foam) \$619
- P60903** 20"Wx18"D Ensolite® Front/Rear Open Seat (A-4.5"xB-7.75" opening, 1" foam) \$619
- PP61122** 20"Wx18"D Ensolite® Solid Seat (1" foam) \$619
- P60886** 20"Wx20"D Ensolite® Race Track Oval Seat (A-7.75"xB-12.75" opening, 1.5" foam) \$666
- P61123** 20"Wx20"D Ensolite® Front/Rear Open Seat (A-4.5"xB-7.75" opening, 1" waterfall foam) \$666
- P60905** 22"Wx18"D Ensolite® Front Open Seat (A-4.5"xB-7.75" opening, 1" foam) \$702
- P60887** 22"Wx20"D Ensolite® Race Track Oval Seat (A-7.75"xB-12.75" opening, 1.5" foam) \$728
- P61126** 22"Wx20"D Ensolite® Front/Rear Open Seat (A-4.5"xB-7.75" opening, 1" foam) \$749

Front Open
Seat Opening
Measurements



Race Track Oval Seat
Opening Measurements



Armrests - must select right and left armrest

- P13611** Left Hand Armrest with Pad \$167
- P13612** Right Hand Armrest with Pad \$167
- P13613** Left Hand Armrest with Arm Trough \$292
- P13614** Right Hand Armrest with Arm Trough \$292
- P13615** Left Hand Height-Adjustable Armrest \$318
- P13616** Right Hand Height-Adjustable Armrest \$318

Ship To:

Name: _____

Address: _____

City/State: _____

Zip: _____

Phone: _____

Tag For: _____

Email form to orders@activeaid.com

Fax this form to 888.224.8622

Leg Rests - foot plate not included

- PL13581** Left Gooseneck Leg Rest \$151
- PR13581** Right Gooseneck Leg Rest \$151
- P13582** Left Elevating Leg Rest \$585
- P13583** Right Elevating Leg Rest \$585

Foot Plates

- PL11099** Left Foot Plate \$22
- PR11099** Right Foot Plate \$22
- PL11100** Left Foot Plate with Heel Loop \$34
- PR11100** Right Foot Plate with Heel Loop \$34
- P13891** Left Oversized Aluminum Foot Plate \$174
- P13892** Right Oversized Aluminum Foot Plate \$174
- PL11101** Left Padded Foot Plate \$82
- PR11101** Right Padded Foot Plate \$82

Backs - frame, seat and back must match same widths, must select one

- P61139** 16"W Adjustable Sling Back \$152
- P11110** 16"W Solid Back \$595
- P60877** 18"W Adjustable Sling Back \$163
- P11107** 18"W Solid Back \$607
- P60878** 20"W Adjustable Sling Back \$174
- P11108** 20"W Solid Back \$629
- P61140** 22"W Adjustable Sling Back \$185
- P11109** 22"W Solid Back \$661

Belts

- PW60884** Waist Belt (62", 64", 66" or 68" circumference with 12" overlap) \$73
- PT61180** Trunk Belt \$73
- P60879** Calf Strap (not available with P13582 and P13583 elevating leg rests) \$73
- P11093** Bodypoint® Trunk Belt \$224
- P11102** Bodypoint® Trunk Belt (pair) \$423
- P11116** Bodypoint® Trunk Belt & Waist Belt \$277
- P11112** Bodypoint® XL Trunk Belt \$234
- P11113** Bodypoint® Belt w/Quick Release Knobs \$260
- P61169** Bodypoint® Calf Strap (only available with 16"W frame, not available with P13582 and P13583 elevating leg rests) \$146
- P61170** Bodypoint® Calf Strap (only available with 20"W frame, not available with P13582 and P13583 elevating leg rests) \$146
- P61081** Bodypoint® Calf Strap (only available with 18"W back, not available with P13582 and P13583 elevating leg rests) \$146
- P11114** Bodypoint® Knee Belt \$240

Positioning Aids

- PL13574** Left Hand Swing-Away Adjustable Lateral \$352
- PR13574** Right Hand Swing-Away Adjustable Lateral \$352
- PL13618** Left Hand Arm-Mounted Hip Guide (not available with P13615 Armrests) \$336
- PR13618** Right Hand Arm-Mounted Hip Guide (not available with P13615 Armrests) \$336
- P61006** Abductor/Deflector-Large \$223

Pans

- P13831** Pan/Hanger for Ring and Contoured Seats \$130
- P13832** Pan/Hanger for Front, Front/Rear, & Race Track Oval Seats \$130

Head Supports

- P13900** Head Support-Large \$385
- P13913** Head Support-XL \$504

285TR Rehab Shower/Commode Chair-Tilt, Recline, Seat Height Adjustment

MSRP Itemized Order Form

350 lb. Weight Capacity

Effective January 1, 2024

ActiveAid

101 Activeaid Road
Redwood Falls, MN 56283
ph. 800.533.5330 fax 888.224.8622

Bill To:

Date: _____
P.O.#: _____
Quote#: _____
Account#: _____
Ordered By: _____
Supplier Company: _____
Address: _____
City, State, Zip: _____
Phone: _____
Email: _____

Choose Frame Color Black White (if no selection is made, white will be selected)

Frames - frame, seat, back and pan must match same widths and depths, must select one

<input type="checkbox"/> P13762	16"Wx18"D Stainless Steel Frame (height adjustable)	\$1,456
<input type="checkbox"/> P13763	18"Wx18"D Stainless Steel Frame (height adjustable)	\$1,508
<input type="checkbox"/> P13764	18"Wx20"D Stainless Steel Frame (height adjustable)	\$1,794
<input type="checkbox"/> P13765	20"Wx18"D Stainless Steel Frame (height adjustable)	\$2,392
<input type="checkbox"/> P13766	20"Wx20"D Stainless Steel Frame (height adjustable)	\$2,652
<input type="checkbox"/> P13767	22"Wx18"D Stainless Steel Frame (height adjustable)	\$3,137
<input type="checkbox"/> P13768	22"Wx20"D Stainless Steel Frame (height adjustable)	\$3,678

Frame Positioning- must select one

<input type="checkbox"/> P13759	Tilt	\$510
<input type="checkbox"/> P13760	Recline	\$510
<input type="checkbox"/> P13761	Tilt/Recline	\$1,030

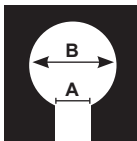
Casters - must select one

<input type="checkbox"/> P60800-4	5" Dual Locking Casters (2 pair)	\$271
<input type="checkbox"/> P13770	5" Casters (pair) and 5" Dual Locking Casters (pair)	\$250

Seats - frame, seat, back and pan must match same widths and depths, must select one

<input type="checkbox"/> P61189	18"Wx18"D Molded Gel Front Open Contoured Seat (A-3.5"xB-7.25" opening, 2.5" gel)	\$546
<input type="checkbox"/> P61190	18"Wx18"D Molded Foam Oval Contoured Seat (A-7.25"xB-12.5" opening, 2.25" foam)	\$468
<input type="checkbox"/> P61191	18"Wx18"D Molded Gel Oval Contoured Seat (A-7.25"xB-12.5" opening, 2.5" gel)	\$546
<input type="checkbox"/> P61192	18"Wx18"D Molded Foam Front Open Contoured Seat (A-3.5"xB-7.25" opening, 2.25" foam)	\$468
<input type="checkbox"/> P61124	16"Wx18"D Ensolite® Front Open Seat (A-4.75"xB-7.75" opening, 1" foam)	\$489
<input type="checkbox"/> P60913	18"Wx18"D Ensolite® Front/Rear Open Seat (A-5.25"xB-8" opening, 2" waterfall foam)	\$458
<input type="checkbox"/> P60993	18"Wx18"D Comfortuff Front/Rear Open Seat (A-5"xB-8D opening, 2.5" waterfall foam)*	\$406
<input type="checkbox"/> P61058	18"Wx18"D Ensolite® Front Open Contoured Seat (A-5.5"xB-8.25" opening, 2" waterfall foam)	\$458
<input type="checkbox"/> P61086	18"Wx18"D Ensolite® Solid Seat (2" foam)	\$458
<input type="checkbox"/> P61122	18"Wx20"D Ensolite® Solid Seat (1" foam)	\$583
<input type="checkbox"/> P61121	18"Wx20"D Ensolite® Front/Rear Open Seat (A-4.5"xB-7.5" opening, 1" foam)	\$619
<input type="checkbox"/> PP61038	18"Wx20"D Comfortuff Side Open Seat (A-5"xB-8" opening, 1.5" waterfall foam)	\$619
<input type="checkbox"/> P61038	20"Wx18"D Comfortuff Front Open Seat (A-5"xB-8" opening, 1.5" waterfall foam)	\$619
<input type="checkbox"/> P60903	20"Wx18"D Ensolite® Front/Rear Open Seat (A-4.5"xB-7.5" opening, 1" foam)	\$619
<input type="checkbox"/> PP61121	20"Wx18"D Ensolite® Side Open Seat (A-4.5"xB-7.5" opening, 1" foam)	\$619
<input type="checkbox"/> PP61122	20"Wx18"D Ensolite® Solid Seat (1" foam)	\$619
<input type="checkbox"/> P61123	20"Wx20"D Ensolite® Front/Rear Open Seat (A-5"xB-8" opening, 1" waterfall foam)*	\$662
<input type="checkbox"/> P60905	22"Wx18"D Ensolite® Front/Rear Open Seat (A-4.5"xB-7.5" opening, 1" foam)	\$702
<input type="checkbox"/> P61126	22"Wx20"D Ensolite® Front/Rear Open Seat (A-5"xB-8" opening, 1" waterfall foam) \$749	

*Seat works in all 4 positions



Seat Opening Measurements

Armrests - must match frame depth, must select right and left armrest

<input type="checkbox"/> P13729	18"D Left Hand Armrest with Pad	\$162
<input type="checkbox"/> P13730	18"D Right Hand Armrest with Pad	\$162
<input type="checkbox"/> P13731	18"D Left Hand Armrest with Arm Trough	\$271
<input type="checkbox"/> P13732	18"D Right Hand Armrest with Arm Trough	\$271
<input type="checkbox"/> P13735	20"D Left Hand Armrest with Pad	\$219
<input type="checkbox"/> P13736	20"D Right Hand Armrest with Pad	\$219
<input type="checkbox"/> P13737	20"D Left Hand Armrest with Arm Trough	\$344
<input type="checkbox"/> P13738	20"D Right Hand Armrest with Arm Trough	\$344
<input type="checkbox"/> P13563	Left Hand Height-Adjustable Arms (P13564 required)	\$318
<input type="checkbox"/> P13564	Right Hand Height-Adjustable Arms (P13563 required)	\$318

Ship To:

Name: _____
Address: _____
City/State: _____
Zip: _____
Phone: _____
Tag For: _____

Email form to orders@activeaid.com

Fax this form to 888.224.8622

Leg Rests - foot plate not included

<input type="checkbox"/> PL13725	Left Leg Rest	\$151
<input type="checkbox"/> PR13725	Right Leg Rest	\$151
<input type="checkbox"/> P13571	Left Elevating Leg Rest	\$585
<input type="checkbox"/> P13572	Right Elevating Leg Rest	\$585

Foot Plates

<input type="checkbox"/> PL11099	Left Foot Plate	\$22
<input type="checkbox"/> PR11099	Right Foot Plate	\$22
<input type="checkbox"/> PL11100	Left Foot Plate with Heel Loop	\$34
<input type="checkbox"/> PR11100	Right Foot Plate with Heel Loop	\$34
<input type="checkbox"/> P13891	Left Oversized Aluminum Foot Plate	\$174
<input type="checkbox"/> P13892	Right Oversized Aluminum Foot Plate	\$174
<input type="checkbox"/> PL11101	Left Padded Foot Plate	\$82
<input type="checkbox"/> PR11101	Right Padded Foot Plate	\$82

Backs - frame, seat, back and pan must match same widths and depths, must select one

<input type="checkbox"/> P13745	16"W Sling Back	\$546
<input type="checkbox"/> P13746	16"W Solid Back	\$858
<input type="checkbox"/> P13747	18"W Sling Back	\$598
<input type="checkbox"/> P13748	18"W Solid Back	\$650
<input type="checkbox"/> P13750	20"W Sling Back	\$666
<input type="checkbox"/> P13751	20"W Solid Back	\$947
<input type="checkbox"/> P13752	22"W Sling Back	\$774
<input type="checkbox"/> P13753	22"W Solid Back	\$1,055

Belts

<input type="checkbox"/> PW60884	Waist Belt (62", 64", 66" or 68" circumference with 12" overlap)	\$73
<input type="checkbox"/> PT60884	Trunk Belt (62", 64", 66", or 68" circumference with 12" overlap)	\$73
<input type="checkbox"/> P60879	Calf Strap (not available with P13571 and P13572 elevating leg rests)	\$73
<input type="checkbox"/> P11093	Bodypoint® Trunk Belt	\$224
<input type="checkbox"/> P11102	Bodypoint® Trunk Belt (pair)	\$423
<input type="checkbox"/> P11116	Bodypoint® Trunk Belt & Waist Belt	\$277
<input type="checkbox"/> P11112	Bodypoint® XL Trunk Belt	\$234
<input type="checkbox"/> P11113	Bodypoint® Belt w/Quick Release Knobs	\$260
<input type="checkbox"/> P61169	Bodypoint® Calf Strap (only available with 16"W frame, not available with P13571 and P13572 elevating leg rests)	\$146
<input type="checkbox"/> P61170	Bodypoint® Calf Strap (only available with 20"W frame, not available with P13571 and P13572 elevating leg rests)	\$146
<input type="checkbox"/> P61081	Bodypoint® Calf Strap (only available with 18"W back, not available with P13571 and P13572 elevating leg rests)	\$146
<input type="checkbox"/> P11114	Bodypoint® Knee Belt	\$240

Positioning Aids

<input type="checkbox"/> PL13574	Left Hand Swing-Away Adjustable Lateral	\$352
<input type="checkbox"/> PR13574	Right Hand Swing-Away Adjustable Lateral	\$352
<input type="checkbox"/> PL13618	Left Hand Arm-Mounted Hip Guide (not available with P13615 Armrests)	\$336
<input type="checkbox"/> PR13618	Right Hand Arm-Mounted Hip Guide (not available with P13616 Armrests)	\$336
<input type="checkbox"/> P61006	Abductor/Deflector-Large	\$223

Pans - frame, seat, back and pan must match same widths and depths

<input type="checkbox"/> P13833	16"Wx18"D Pan/Hanger	\$130
<input type="checkbox"/> P13834	18"Wx18"D Pan/Hanger	\$130
<input type="checkbox"/> P13835	18"Wx20"D Pan/Hanger	\$142
<input type="checkbox"/> P13836	20"Wx18"D Pan/Hanger	\$152
<input type="checkbox"/> P13837	20"Wx20"D Pan/Hanger	\$163
<input type="checkbox"/> P13838	22"Wx18"D Pan/Hanger	\$174
<input type="checkbox"/> P13839	22"Wx20"D Pan/Hanger	\$185

Head Supports

<input type="checkbox"/> P13900	Head Support-Large	\$385
<input type="checkbox"/> P13913	Head Support-XL	\$504