



202 Rehab Shower/Commode Chair-Bath/Toilet Modular System

350 lb. Weight Capacity

Effective January 1, 2025

Bill To:



Date: _____

P.O.#: _____

Quote#: _____

Account#: _____

Ordered By: _____

Supplier Company: _____

ATP (REQUIRED): _____

Address: _____

City, State, Zip: _____

Phone: _____

Email: _____

Frames - must select one

☒ **P13641** 18"Wx18"D White Stainless Steel Frame \$297.29

Legs - must select one

☐ **P13642** Legs w/Crutch Tips (height seat range from floor to bottom frame-16"-19") \$238.38

☐ **P13643** Legs w/Suction Cups (height seat range from floor to bottom frame-16"-19") \$297.29

Seats - must select one

☐ **P60993** 18"Wx18"D Comfortuff Front/Rear Open Seat (A-5"xB-8" opening, 2.5" waterfall foam) *\$579.51

☐ **P60913** 18"Wx18"D Ensolite® Front/Rear Open Seat (A-5.25"xB-8" opening, 2" waterfall foam) \$653.49

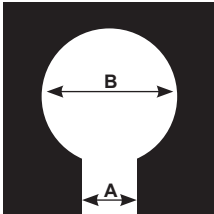
☐ **P61086** 18"Wx18"D Ensolite® Solid Seat (2" foam) \$653.49

☐ **P61058** 18"Wx18"D Ensolite® Front Open Seat (A-5.5"xB-8.25" opening, 2" waterfall/contoured foam) \$653.49

☐ **P60850** 18"Wx18"D Ensolite® Front/Rear Open Seat (A-5"xB-8" opening, 1" waterfall foam) \$653.49

*Seat works in all 4 positions

Seat Opening
Measurements



Notes

Email form to webquotes@altimatemedical.com

Ship To:



Name: _____

Address: _____

City/State: _____

Zip: _____

Phone: _____

Tag For: _____



AltimateMedical
creating products · changing lives

Ph: 800.342.8968 or 507.697.6393

Fax: 877.342.8968 or 507.697.6900

orders@activeaid.com activeaid.com

Backs

☐ **P13295** Back Tubes w/Solid Back Pad (13.25"H) \$527.45

Armrests

☐ **PL13291** Left Hand Armrest with Pad \$178.10

☐ **PR13291** Right Hand Armrest with Pad \$178.10

Belts - back required

☐ **PW60884** Waist Belt (64" circumference with 12" overlap) \$104.12

☐ **PT60909** Trunk Belt (54" circumference with 12" overlap) \$104.12

Benches

☐ **P13294** B-O Transfer Bench \$519.23

☐ **P13352** Short Transfer Bench \$519.23

Pans

☐ **P13876** 18"Wx18"D Pan/Hanger \$186.32



600 Rehab Shower/Commode Chair

350 lb. Weight Capacity

Effective January 1, 2025

Bill To:



Date: _____
P.O.#: _____
Quote#: _____
Account#: _____
Ordered By: _____
Supplier Company: _____
ATP (REQUIRED): _____
Address: _____
City, State, Zip: _____
Phone: _____
Email: _____

Frames - frame, seat and back must match same widths, must select one

Choose Frame Color

- ☐ **P13675** 18"Wx18"D Stainless Steel Frame \$1,075.45
☐ SPECIAL SIZE 18"Wx20"D Stainless Steel Frame INQUIRE FOR PRICING
☐ SPECIAL SIZE 20"Wx18"D Stainless Steel Frame INQUIRE FOR PRICING
☐ SPECIAL SIZE 22"Wx18"D Stainless Steel Frame INQUIRE FOR PRICING

Wheels/Rear Casters - must select one wheel or caster option, wheel size and hand rim size must match

- ☐ **P60800-2** 5" Dual Locking Casters (pair) \$208.24
☐ **P13860** 20" Solid Shallow Tread Wheels (pair) \$697.33
☐ **P13863** 20" Pneumatic Deep Tread Wheels (pair) \$697.33
☐ **P13862** 24" Solid Shallow Tread Wheels (pair) \$697.33
☐ **P13864** 24" Pneumatic Deep Tread Wheels (pair) \$697.33
☐ **P13865** 24" Pneumatic Flat Free Deep Tread Wheels (pair) \$697.33
☐ **P13855** 20" PVC Handrims (replaces standard handrims, pair) \$411.00
☐ **P13857** 24" PVC Handrims (replaces standard handrims, pair) \$411.00

Axles - must select one if wheels were selected

- ☐ **P13649** Bolted Axles with Wheel Mounts and Anti-Tipping Levers (pair) \$232.90
☐ **P13650** Quick Release Axles with Wheel Mounts and Anti-Tipping Levers (pair) \$434.29

Wheel Locks - must select one if wheels were selected

- ☐ **P13975** Wheel Locks (pair) \$164.40
☐ **P13976** Wheel Locks with Extended Handle (pair) \$217.83

Front Casters - must select one

- ☐ **P60841-2** 5" Casters (pair) \$178.10
☐ **P60800-2** 5" Dual Locking Casters (pair) \$208.24

Seats - frame, seat and back must match same widths and depths, must select one

- ☐ **P61189** 18"Wx18"D Molded Gel Front Open Contoured Seat (A-3.5"xB-7.25" opening, 2.5" gel) \$778.16
☐ **P61190** 18"Wx18"D Molded Foam Oval Contoured Seat (A-7.25"xB-12.5" opening, 2.25" foam) \$667.19
☐ **P61191** 18"Wx18"D Molded Gel Oval Contoured Seat (A-7.25"xB-12.5" opening, 2.5" gel) \$778.16
☐ **P61192** 18"Wx18"D Molded Foam Front Open Contoured Seat (A-3.5"xB-7.25" opening, 2.25" foam) \$667.19
☐ **P60993** 18"Wx18"D Comfortuff Front/Rear Open Seat (A-5"xB-8" opening, 2.5" waterfall foam) \$579.51
☐ **P60701** 18"Wx18"D Ensolite® Front/Rear Open Seat (A-4.5"xB-7.75", 1" foam) \$527.45
☐ **P61058** 18"Wx18"D Ensolite® Front Open Contoured Seat (A-5.5"xB-8.25" opening, 2" waterfall foam) \$653.49
☐ **P61086** 18"Wx18"D Ensolite® Solid Seat (2" foam) \$653.49
☐ **P60675** 18"Wx18"D Ensolite® Cloverleaf Seat (7.5"x9" oval opening, 1" foam) \$527.45
☐ **P60850** 18"Wx18"D Ensolite® Front Open Seat (A-4.5"xB-8" opening, 1" waterfall foam) \$653.49
☐ **P60913** 18"Wx18"D Ensolite® Front/Rear Open Seat (A-5.25"xB-8" opening, 2" waterfall foam) \$653.49
☐ **P61121** 18"Wx20"D Ensolite® Front/Rear Open Seat (A-4.5"xB-7.5" opening, 1" foam) \$882.28
☐ **P61122** 18"Wx20"D Ensolite® Solid Seat (1" foam) \$882.28
☐ **PP60903** 18"Wx20"D Ensolite® Side Open Seat (A-4.5"xB-7.75" opening, 1" foam) \$882.28
☐ **P60903** 20"Wx18"D Ensolite® Front/Rear Seat (A-4.5"xB-7.75" opening, 1" foam) \$882.28
☐ **PP61122** 20"Wx18"D Ensolite® Solid Seat (1" foam) \$882.28
☐ **P61038** 20"Wx18"D Comfortuff Front Open Seat (A-5"xB-8" opening, 1.5" waterfall foam) \$882.28
☐ **P60905** 22"Wx18"D Ensolite® Front/Rear Seat (A-4.5"xB-7.75" opening, 1" foam) \$1,001.47

*Seat works in all 4 positions

Seat Opening Measurements
1-Front End Opening
2-Cloverleaf Seat Opening
3-Oval Seat Opening



Armrests - must select right and left armrest, must match frame depth

- ☐ **P13278** 18"D Left Hand Armrest with Pad \$216.46
☐ **P13277** 18"D Right Hand Armrest with Pad \$216.46
☐ **P13663** 20"D Left Hand Armrest with Pad \$319.21
☐ **P13664** 20"D Right Hand Armrest with Pad \$319.21

Altimate Medical products should only be used under the guidance of a physician and or therapist. Altimate Medical maintains a policy of continual product improvement and reserves the right to change features, specifications, and prices without prior notification. Check with Altimate Medical for latest information. FORM 600PL CAN 123124 Copyright © 2025 Altimate Medical. All rights reserved. U.S. & patents pending. Printed in the U.S.A.

Email form to webquotes@altimatemedical.com

Ship To:



Name: _____
Address: _____
City/State: _____
Zip: _____
Phone: _____
Tag For: _____



AltimateMedical

creating products · changing lives

Ph: 800.342.8968 or 507.697.6393

Fax: 877.342.8968 or 507.697.6900

orders@activeaid.com activeaid.com

Leg Rests - foot plate not included unless stated in description

- ☐ **PL13581** Left Gooseneck Leg Rest \$216.46
☐ **PR13581** Right Gooseneck Leg Rest \$216.46
☐ **P13582** Left Elevating Leg Rest \$834.33
☐ **P13583** Right Elevating Leg Rest \$834.33
☐ **P13667** 18"W 1-pc. Foot Plate/Leg Rest-must match frame width, foot plate included, P13670 required \$460.32
☐ **P13668** 20"W 1-pc. Foot Plate/Leg Rest-must match frame width, foot plate included, P13670 required \$475.39
☐ **P13669** 22"W 1-pc. Foot Plate/Leg Rest-must match frame width, foot plate included, P13670 required \$490.46

Foot Plates - cannot be ordered with one piece foot plate/leg rest

- ☐ **PL11099** Left Foot Plate \$31.51
☐ **PR11099** Right Foot Plate \$31.51
☐ **PL11100** Left Foot Plate with Heel Loop \$49.32
☐ **PR11100** Right Foot Plate with Heel Loop \$49.32
☐ **P13891** Left Oversized Aluminum Foot Plate \$247.97
☐ **P13892** Right Oversized Aluminum Foot Plate \$247.97
☐ **PL11101** Left Padded Foot Plate \$117.82
☐ **PR11101** Right Padded Foot Plate \$117.82

Backs - frame, seat and back must match same widths, must select one

- ☐ **P13651** 18"W Sling Back with Stroller Handles \$364.42
☐ **P13652** 18"W Solid Back \$364.42
☐ **P13826** 18"W Contoured Back \$638.42
☐ **P13658** 20"W Sling Back with Stroller Handles \$482.24
☐ **P13659** 20"W Solid Back \$482.24
☐ **P13661** 22"W Sling Back with Stroller Handles \$601.43
☐ **P13662** 22"W Solid Back \$601.43

Belts

- ☐ **PW60909** Waist Belt (for 18"W frame only, 54" circumference with 12" overlap) \$104.12
☐ **PW60884** Waist Belt (for 20"W and 22"W frames only, 66" and 68" circumference with 12" overlap) \$104.12
☐ **PT60884** Trunk Belt (64", 66" and 68" circumference with 12" overlap) \$104.12
☐ **P60879** Calf Strap (not available with P13582 and P13583 elevating leg rests) \$104.12
☐ **P11093** Bodypoint® Trunk Belt \$319.21
☐ **P11102** Bodypoint® Trunk Belt (pair) \$602.80
☐ **P11116** Bodypoint® Trunk Belt & Waist Belt \$395.93
☐ **P11112** Bodypoint® XL Trunk Belt \$334.28
☐ **P11113** Bodypoint® Belt w/Quick Release Knobs \$371.27
☐ **P61170** Bodypoint® Calf Strap (only available with 20"W, not available with P13582 and P13583 elevating leg rests) \$208.24
☐ **P61081** Bodypoint® Calf Strap (only available with 18" back, not available with P13582 and P13583 elevating leg rests) \$208.24
☐ **P11114** Bodypoint® Knee Belt \$342.50

Positioning Aids

- ☐ **PL13574** Left Hand Swing-Away Adjustable Lateral \$502.79
☐ **PR13574** Right Hand Swing-Away Adjustable Lateral \$502.79
☐ **PL13618** Left Hand Arm-Mounted Hip Guide \$479.50
☐ **PR13618** Right Hand Arm-Mounted Hip Guide \$479.50
☐ **P61006** Abductor/Deflector-Large \$317.84
☐ **P13670** Front Anti-Tippers \$386.34

Pans - frame, seat and back must match same widths and depths

- ☐ **P13840** 18"Wx18"D Pan/Hanger \$186.32
☐ **P13841** 18"Wx20"D Pan/Hanger \$186.32
☐ **P13842** 20"Wx18"D Pan/Hanger \$202.76
☐ **P13843** 22"Wx18"D Pan/Hanger \$217.83



720 Bariatric Shower/Commode Chair

600 lb. Weight Capacity

Effective January 1, 2025

Bill To:



Date:_____

P.O.#:_____

Quote#:_____

Account#:_____

Ordered By:_____

Supplier Company:_____

ATP (REQUIRED):_____

Address:_____

City, State, Zip:_____

Phone:_____

Email:_____

Frames - frame, seat, back and pan must match same widths and depths, must select one

Choose Frame Color

☐ Black ☐ White (if no selection is made, white will be selected)

<input type="checkbox"/> P13598	20"Wx20"D Stainless Steel Frame	\$2,519.43
<input type="checkbox"/> P13599	22"Wx20"D Stainless Steel Frame	\$2,519.43
<input type="checkbox"/> P13600	24"Wx20"D Stainless Steel Frame	\$2,519.43
<input type="checkbox"/> P13601	26"Wx20"D Stainless Steel Frame	\$3,260.60
<input type="checkbox"/> P13602	28"Wx20"D Stainless Steel Frame	\$3,260.60
<input type="checkbox"/> P13603	30"Wx20"D Stainless Steel Frame	\$3,260.60

Frame Accessories

<input type="checkbox"/> P13670	Front Anti-Tippers (required with 1-pc foot plate/leg rest)	\$386.34
--	---	----------

Wheels/Rear Casters - must select one wheel or caster option, wheel size and hand rim size must match

<input type="checkbox"/> P13283-2	6" Locking Rear Casters (pair)	\$472.65
<input type="checkbox"/> P13860	20" Solid Shallow Tread Wheels (pair)	\$697.33
<input type="checkbox"/> P13863	20" Pneumatic Deep Tread Wheels (pair)	\$697.33
<input type="checkbox"/> P13862	24" Solid Shallow Tread Wheels (pair)	\$697.33
<input type="checkbox"/> P13864	24" Pneumatic Street Tread Wheels (pair)	\$697.33
<input type="checkbox"/> P13865	24" Pneumatic Flat Free Deep Tread Wheels (pair)	\$697.33
<input type="checkbox"/> P13855	20" PVC Handrims (replaces standard handrims,pair)	\$411.00
<input type="checkbox"/> P13857	24" PVC Handrims (replaces standard handrims, pair)	\$411.00

Axles - must select one if wheels were selected

<input type="checkbox"/> P13769	Bolted Axles with Anti-Tipping Levers (pair)	\$109.60
--	--	----------

Wheel Locks - must select one if wheels were selected

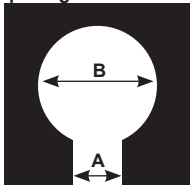
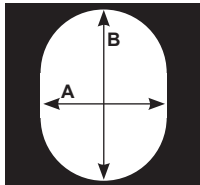
<input type="checkbox"/> P13975	Wheel Locks (pair)	\$164.40
<input type="checkbox"/> P13976	Wheel Locks with Extended Handle (pair)	\$217.83

Front Casters - must select one

<input type="checkbox"/> P60780-2	6" Casters (pair)	\$356.20
<input type="checkbox"/> P13283-2	6" Locking Casters (pair)	\$472.65

Seats - frame, seat, back and pan must match same widths and depths, must select one

<input type="checkbox"/> P60886	20"Wx20"D Ensolite® Race Track Oval Seat (A-7.75"xB-12.75" opening, 1.5" foam)	\$949.41
<input type="checkbox"/> P61117	20"Wx20"D Ensolite® Front/Rear Open Seat (A-4.5"xB-7.75" opening, 1" foam)	\$912.42
<input type="checkbox"/> P60887	22"Wx20"D Ensolite® Race Track Oval Seat (A-7.75"xB-12.75" opening, 1.5" foam)	\$1,038.46
<input type="checkbox"/> P61118	22"Wx20"D Ensolite® Front/Rear Open Seat (A-4.5"xB-7.75" opening, 1" foam)	\$1,001.47
<input type="checkbox"/> P60888	24"Wx20"D Ensolite® Race Track Oval Seat (A-7.75"xB-12.75" opening, 1.5" foam)	\$1,186.42
<input type="checkbox"/> P61119	24"Wx20"D Ensolite® Front/Rear Open Seat (A-4.5"xB-7.75" opening, 1" foam)	\$1,149.43
<input type="checkbox"/> P60889	26"Wx20"D Ensolite® Race Track Oval Seat (A-7.75"xB-12.75" opening, 1.5" foam)	\$1,223.41
<input type="checkbox"/> P61110	28"Wx20"D Ensolite® Race Track Oval Seat (A-7.75"xB-12.75" opening, 1.5" foam)	\$1,334.38
<input type="checkbox"/> P61111	30"Wx20"D Ensolite® Race Track Oval Seat (A-7.75"xB-12.75" opening, 1.5" foam)	\$1,334.38

 Front/Rear Seat
Opening Measurements

 Race Track Seat Opening
Measurements


Email form to webquotes@altimatemedical.com

Ship To:



Name:_____

Address:_____

City/State:_____

Zip:_____

Phone:_____

Tag For:_____


AltimateMedical
 creating products · changing lives

Ph: 800.342.8968 or 507.697.6393

Fax: 877.342.8968 or 507.697.6900

orders@activeaid.com activeaid.com

Armrests - must select right and left armrest

<input type="checkbox"/> P13584	Left Hand Armrest with Pad	\$247.97
<input type="checkbox"/> P13585	Right Hand Armrest with Pad	\$247.97
<input type="checkbox"/> P13586	Left Hand Armrest with Arm Trough	\$417.85
<input type="checkbox"/> P13587	Right Hand Armrest with Arm Trough	\$417.85

Leg Rests - foot plate not included unless stated in description

<input type="checkbox"/> PL13581	Left Gooseneck Leg Rest	\$216.46
<input type="checkbox"/> PR13581	Right Gooseneck Leg Rest	\$216.46
<input type="checkbox"/> P13582	Left Elevating Leg Rest	\$834.33
<input type="checkbox"/> P13583	Right Elevating Leg Rest	\$834.33
<input type="checkbox"/> P13196	20"W 1-pc. Foot Plate/Leg Rest-must match frame width, foot plate included, P13670 required	\$475.39
<input type="checkbox"/> P13184	22"W 1-pc. Foot Plate/Leg Rest-must match frame width, foot plate included, P13670 required	\$490.46
<input type="checkbox"/> P13197	24"W 1-pc. Foot Plate/Leg Rest-must match frame width, foot plate included, P13670 required	\$505.53
<input type="checkbox"/> P13198	26"W 1-pc. Foot Plate/Leg Rest-must match frame width, foot plate included, P13670 required	\$519.23
<input type="checkbox"/> P13579	28"W 1-pc. Foot Plate/Leg Rest-must match frame width, foot plate included, P13670 required	\$534.30
<input type="checkbox"/> P13580	30"W 1-pc. Foot Plate/Leg Rest-must match frame width, foot plate included, P13670 required	\$556.22

Foot Plates cannot be ordered with one piece foot plate/leg rest

<input type="checkbox"/> PL11099	Left Foot Plate	\$31.51
<input type="checkbox"/> PR11099	Right Foot Plate	\$31.51
<input type="checkbox"/> PL11100	Left Foot Plate with Heel Loop	\$49.32
<input type="checkbox"/> PR11100	Right Foot Plate with Heel Loop	\$49.32
<input type="checkbox"/> P13891	Left Oversized Aluminum Foot Plate	\$247.97
<input type="checkbox"/> P13892	Right Oversized Aluminum Foot Plate	\$247.97
<input type="checkbox"/> PL11101	Left Padded Foot Plate	\$117.82
<input type="checkbox"/> PR11101	Right Padded Foot Plate	\$117.82

Backs - frame, seat and back must match same widths, must select one

<input type="checkbox"/> P13592	20"W Contoured Solid Back	\$771.31
<input type="checkbox"/> P13593	22"W Solid Back	\$848.03
<input type="checkbox"/> P13594	24"W Solid Back	\$924.75
<input type="checkbox"/> P13595	26"W Solid Back	\$1,004.21
<input type="checkbox"/> P13596	28"W Solid Back	\$1,157.65
<input type="checkbox"/> P13597	30"W Solid Back	\$1,311.09

Belts

<input type="checkbox"/> PT60884	Trunk Belt (66", 68", 72", 74" and 76" circumference with 12" overlap)	\$104.12
<input type="checkbox"/> PW60884	Waist Belt (for 20"W, 22"W and 24"W frames only, 66", 68" and 70" circumference with 12" overlap)	\$104.12
<input type="checkbox"/> PW11095	Waist Belt (for 26"W frames only, 76" circumference with 12" overlap)	\$126.04
<input type="checkbox"/> P11093	Bodypoint® Trunk Belt (for 20"W and 22"W frames only)	\$319.21
<input type="checkbox"/> P11102	Bodypoint® Trunk Belt (for 20"W and 22"W frames only, pair)	\$602.80
<input type="checkbox"/> P11116	Bodypoint® Trunk Belt & Waist Belt (fo 20"W and 22"W frames only)	\$395.93
<input type="checkbox"/> P11112	Bodypoint® XL Trunk Belt (for 24"W and 26"W frames only)	\$334.28
<input type="checkbox"/> P11113	Bodypoint® Belt w/Quick Release Knobs (for 20"W and 22"W frames only)	\$371.27

Pans - frame, seat, back and pan must match same widths and depths

<input type="checkbox"/> P13844	20"Wx20"D Pan/Hanger	\$202.76
<input type="checkbox"/> P13845	22"Wx20"D Pan/Hanger	\$217.83
<input type="checkbox"/> P13846	24"Wx20"D Pan/Hanger	\$232.90
<input type="checkbox"/> P13847	26"Wx20"D Pan/Hanger	\$247.97
<input type="checkbox"/> P13848	28"Wx20"D Pan/Hanger	\$264.41
<input type="checkbox"/> P13849	30"Wx20"D Pan/Hanger	\$279.48

922 Rehab Shower/Commode Chair-Folding

350 lb. Weight Capacity

Effective January 1, 2025

Bill To:



Date:_____

P.O.#:_____

Quote#:_____

Account#:_____

Ordered By:_____

Supplier Company:_____

ATP (REQUIRED):_____

Address:_____

City, State, Zip:_____

Phone:_____

Email:_____

Frames - must select one

Choose Frame Color

☐ Black

☐ White (if no selection is made, white will be selected)

☒ **P13559** 18"Wx18"D Stainless Steel Frame \$1,778.26

Wheels - must select one wheel option, wheel size and hand rim size must match

- ☐ **P13861** 22" Solid Shallow Tread Wheels (pair) \$697.33
- ☐ **P13875** 22" Pneumatic Deep Tread Wheels (pair) \$697.33
- ☐ **P13862** 24" Solid Shallow Tread Wheels (pair) \$697.33
- ☐ **P13864** 24" Pneumatic Deep Tread Wheels (pair) \$697.33
- ☐ **P13865** 24" Pneumatic Flat Free Deep Tread Wheels (pair) \$697.33
- ☐ **P13856** 22" PVC Handrims (replaces standard handrims, pair) \$411.00
- ☐ **P13857** 24" PVC Handrims (replaces standard handrims, pair) \$411.00

Axles - must select one

- ☐ **P13639** Bolted Axles (pair) \$60.28
- ☐ **P13640** Quick Release Axles (pair) \$171.25

Wheel Locks - must select one

- ☐ **P13975** Wheel Locks (pair) \$164.40
- ☐ **P13976** Wheel Locks with Extended Handle (pair) \$217.83

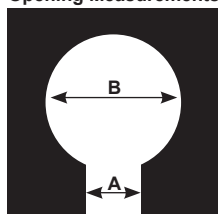
Casters - must select one

- ☐ **P60841-2** 5" Casters (pair) \$178.10
- ☐ **P60800-2** 5" Dual Locking Casters (pair) \$208.24

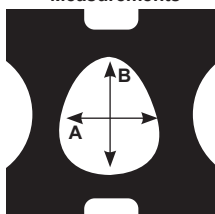
Seats - must select one

- ☐ **P61189** 18"Wx18"D Molded Gel Front Open Contoured Seat (A-3.5"xB-7.25" opening, 2.5" gel) \$778.16
- ☐ **P61190** 18"Wx18"D Molded Foam Oval Contoured Seat (A-7.25"xB-12.5" opening, 2.25" foam) \$667.19
- ☐ **P61191** 18"Wx18"D Molded Gel Oval Contoured Seat (A-7.25"xB-12.5" opening, 2.5" gel) \$778.16
- ☐ **P61192** 18"Wx18"D Molded Foam Front Open Contoured Seat (A-3.5"xB-7.25" opening, 2.25" foam) \$667.19
- ☐ **P60993** 18"Wx18"D Comfortuff Front Open Seat (A-5"xB-8" opening, 2.5" waterfall foam) \$579.51
- ☐ **P61120** 18"Wx18"D Ensolite® Front Open (A-3"xB-5.25", 2"dual density foam w/coccyx notch) \$579.51
- ☐ **P61058** 18"Wx18"D Ensolite® Front Open Contoured Seat (A-5.5"xB-8.25" opening, 2" waterfall foam) \$653.49
- ☐ **P61086** 18"Wx18"D Ensolite® Solid Seat (2" foam) \$653.49
- ☐ **P60675** 18"Wx18"D Ensolite® Cloverleaf Seat (7.5"x9" oval opening, 1" foam) \$527.45
- ☐ **P60701** 18"Wx18"D Ensolite® Front Open Seat (A-4.5"xB-7.75", 1" foam) \$527.45
- ☐ **P60850** 18"Wx18"D Ensolite® Front Open Seat (A-5"xB-8" opening, 1" waterfall foam) \$653.49
- ☐ **P60913** 18"Wx18"D Ensolite® Front Open Seat (A-5.25"xB-8" opening, 2" waterfall foam) \$653.49

Front/Rear Open Seat
Opening Measurements



Cloverleaf Seat Opening
Measurements



Email form to webquotes@altimatemedical.com

Ship To:



Name:_____

Address:_____

City/State:_____

Zip:_____

Phone:_____

Tag For:_____



AltimateMedical
creating products · changing lives

Ph: 800.342.8968 or 507.697.6393

Fax: 877.342.8968 or 507.697.6900

orders@activeaid.com activeaid.com

Armrests - must select right and left armrest

- ☐ **P13563** Left Hand Height-Adjustable Armrest \$434.29
- ☐ **P13564** Right Hand Height-Adjustable Armrest \$434.29
- ☐ **P13565** Left Hand Flip-Up Armrest \$371.27
- ☐ **P13566** Right Hand Flip-Up Armrest \$371.27

Leg Rests - foot plate not included

- ☐ **PL13569** Left Gooseneck Leg Rest \$216.46
- ☐ **PR13569** Right Gooseneck Leg Rest \$216.46
- ☐ **P13794** Left Elevating Leg Rest \$834.33
- ☐ **P13795** Right Elevating Leg Rest \$834.33
- ☐ **PL13570** Left Low-Mount Leg Rest \$216.46
- ☐ **PR13570** Right Low-Mount Leg Rest \$216.46

Foot Plates

- ☐ **PL11099** Left Foot Plate \$31.51
- ☐ **PR11099** Right Foot Plate \$31.51
- ☐ **PL11100** Left Foot Plate with Heel Loop \$49.32
- ☐ **PR11100** Right Foot Plate with Heel Loop \$49.32
- ☐ **P13891** Left Oversized Aluminum Foot Plate \$247.97
- ☐ **P13892** Right Oversized Aluminum Foot Plate \$247.97
- ☐ **PL11101** Left Padded Foot Plate \$117.82
- ☐ **PR11101** Right Padded Foot Plate \$117.82

Backs - must select one

- ☐ **P11098** 18"W Solid Back \$617.87
- ☐ **P13866** 18"W Sling Back \$186.32

Belts

- ☐ **PW60909** Waist Belt (54" circumference with 12" overlap) \$104.12
- ☐ **PT60884** Trunk Belt (64" circumference with 12" overlap) \$104.12
- ☐ **P60879** Calf Strap (not available with P13794 and P13795 elevating leg rests) \$104.12
- ☐ **P11093** Bodypoint® Trunk Belt \$319.21
- ☐ **P11102** Bodypoint® Trunk Belt (pair) \$602.80
- ☐ **P11111** Bodypoint® Trunk Belt & Waist Belt \$395.93
- ☐ **P11112** Bodypoint® XL Trunk Belt \$334.28
- ☐ **P11113** Bodypoint® Belt w/Quick Release Knobs \$371.27
- ☐ **P61081** Bodypoint® Calf Strap (not available with P13794 and P13795 elevating leg rests) \$208.24
- ☐ **P11114** Bodypoint® Knee Belt \$342.50

Positioning Aids

- ☐ **PL13574** Left Hand Swing-Away Adjustable Lateral \$502.79
- ☐ **PR13574** Right Hand Swing-Away Adjustable Lateral \$502.79
- ☐ **P61006** Abductor/Deflector-Large \$317.84

Pans

- ☐ **P13573** 18"Wx18"D Pan/Hanger \$186.32



1100 Rehab Shower/Commode Chair-Seat Height/Slope Adjustable

350 lb. Weight Capacity

Effective January 1, 2025

Bill To:



Date: _____
P.O.#: _____
Quote#: _____
Account#: _____
Ordered By: _____
Supplier Company: _____
ATP (REQUIRED): _____
Address: _____
City, State, Zip: _____
Phone: _____
Email: _____

Frames - frame, seat, back and pan must match same widths and depths, must select one

Choose Frame Color

☐ Black ☐ White (if no selection is made, white will be selected)

<input type="checkbox"/> P13721	18"Wx18"D Stainless Steel Frame	\$2,001.57
<input type="checkbox"/> SPECIAL SIZE	20"Wx18"D Stainless Steel Frame	INQUIRE FOR PRICING
<input type="checkbox"/> SPECIAL SIZE	22"Wx18"D Stainless Steel Frame	INQUIRE FOR PRICING

Wheels/Rear Casters - must select one wheel or caster option

<input type="checkbox"/> P13854	5" Dual Locking Casters (no slope adjustment, pair)	\$208.24
<input type="checkbox"/> P13862	24" Solid Shallow Tread Wheels (pair)	\$697.33
<input type="checkbox"/> P13864	24" Pneumatic Deep Tread Wheels (pair)	\$697.33
<input type="checkbox"/> P13865	24" Pneumatic Flat Free Deep Tread Wheels (pair)	\$697.33
<input type="checkbox"/> P13857	24" PVC Handrims (replaces standard handrims, pair)	\$411.00

Axles - must select one if wheels were selected

<input type="checkbox"/> P13708	Bolted Axles with Anti-Tipping Levers (pair)	\$117.82
<input type="checkbox"/> P13707	Quick Release Axles with Anti-Tipping Levers (pair)	\$247.97

Wheel Locks - must select one if wheels were selected

<input type="checkbox"/> P13975	Wheel Locks (pair)	\$164.40
<input type="checkbox"/> P13976	Wheel Locks with Extended Handle (pair)	\$217.83

Front Casters - must select one

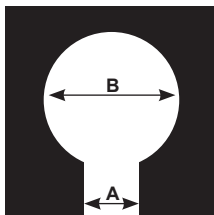
<input type="checkbox"/> P60841-2	5" Casters (pair)	\$178.10
<input type="checkbox"/> P60800-2	5" Dual Locking Casters (pair)	\$208.24

Seats - frame, seat, back and pan must match same widths and depths, must select one

<input type="checkbox"/> P61189	18"Wx18"D Molded Gel Front Open Contoured Seat (A-3.5"xB-7.25" opening, 2.5" gel)	\$778.16
<input type="checkbox"/> P61190	18"Wx18"D Molded Foam Oval Contoured Seat (A-7.25"xB-12.5" opening, 2.25" foam)	\$667.19
<input type="checkbox"/> P61191	18"Wx18"D Molded Gel Oval Contoured Seat (A-7.25"xB-12.5" opening, 2.5" gel)	\$778.16
<input type="checkbox"/> P61192	18"Wx18"D Molded Foam Front Open Contoured Seat (A-3.5"xB-7.25" opening, 2.25" foam)	\$667.19
<input type="checkbox"/> P60993	18"Wx18"D Comfortuff Front/Rear Open Seat (A-5"xB-8" opening, 2.5" waterfall foam)	\$579.51
<input type="checkbox"/> P60850	18"Wx18"D Ensolite® Front/Rear Open Seat (A-5"xB-8" opening, 1" waterfall foam)	\$653.49
<input type="checkbox"/> P60913	18"Wx18"D Ensolite® Front/Rear Open Seat (A-5.25"xB-8" opening, 2" waterfall foam)	\$653.49
<input type="checkbox"/> P61086	18"Wx18"D Ensolite® Solid Seat (2" foam)	\$653.49
<input type="checkbox"/> P61058	18"Wx18"D Ensolite® Front Open Contoured Seat (A-5.5"xB-8.25" opening, 2" waterfall foam)	\$653.49
<input type="checkbox"/> P61038	20"Wx18"D Comfortuff Front Open Seat (A-5"xB-8" opening, 1.5" waterfall foam)	\$882.28
<input type="checkbox"/> PP61122	20"Wx18"D Ensolite® Solid Seat (1" foam)	\$882.28
<input type="checkbox"/> P60903	20"Wx18"D Ensolite® Front/Rear Seat (A-4.5"xB-7.75" opening, 1" foam)	\$882.28
<input type="checkbox"/> P60905	22"Wx18"D Ensolite® Front/Rear Seat (A-4.5"xB-7.75" opening, 1" foam)	\$1,001.47

*Seat works in all 4 positions

Seat Opening Measurements



Email form to webquotes@altimatemedical.com

Ship To:



Name: _____
Address: _____
City/State: _____
Zip: _____
Phone: _____
Tag For: _____



AltimateMedical
creating products · changing lives

Ph: 800.342.8968 or 507.697.6393

Fax: 877.342.8968 or 507.697.6900

orders@activeaid.com activeaid.com

Armrests - must select right and left armrest

<input type="checkbox"/> P13715	Left Hand Armrest with Pad	\$241.12
<input type="checkbox"/> P13716	Right Hand Armrest with Pad	\$241.12
<input type="checkbox"/> P13717	Left Hand Armrest with Arm Trough	\$411.00
<input type="checkbox"/> P13718	Right Hand Armrest with Arm Trough	\$411.00
<input type="checkbox"/> P13615	Left Hand Height-Adjustable Armrest	\$453.47
<input type="checkbox"/> P13616	Right Hand Height-Adjustable Armrest	\$453.47

Leg Rests - foot plate not included

<input type="checkbox"/> PL13725	Left Leg Rest	\$216.46
<input type="checkbox"/> PR13725	Right Leg Rest	\$216.46
<input type="checkbox"/> P13571	Left Elevating Leg Rest	\$834.33
<input type="checkbox"/> P13572	Right Elevating Leg Rest	\$834.33

Foot Plates

<input type="checkbox"/> PL11099	Left Foot Plate	\$31.51
<input type="checkbox"/> PR11099	Right Foot Plate	\$31.51
<input type="checkbox"/> PL11100	Left Foot Plate with Heel Loop	\$49.32
<input type="checkbox"/> PR11100	Right Foot Plate with Heel Loop	\$49.32
<input type="checkbox"/> P13891	Left Oversized Aluminum Foot Plate	\$247.97
<input type="checkbox"/> P13892	Right Oversized Aluminum Foot Plate	\$247.97
<input type="checkbox"/> PL11101	Left Padded Foot Plate	\$117.82
<input type="checkbox"/> PR11101	Right Padded Foot Plate	\$117.82

Backs - frame, seat and back must match same widths, must select one

<input type="checkbox"/> P13690	18"W Sling Back with Stroller Handles	\$487.72
<input type="checkbox"/> P13692	18"W Sling Back with Stroller Handles (adjustable depth)	\$680.89
<input type="checkbox"/> P13691	18"W Solid Back	\$487.72
<input type="checkbox"/> P13693	18"W Solid Back (adjustable depth)	\$680.89
<input type="checkbox"/> P13710	20"W Sling Back with Stroller Handles	\$617.87
<input type="checkbox"/> P13713	20"W Solid Back	\$617.87
<input type="checkbox"/> P13712	22"W Sling Back with Stroller Handles	\$719.25
<input type="checkbox"/> P13714	22"W Solid Back	\$719.25

Belts

<input type="checkbox"/> PW60909	Waist Belt (for 18"W frame only, 54" circumference with 12" overlap)	\$104.12
<input type="checkbox"/> PW60884	Waist Belt (for 20"W and 22"W frame only, 66" and 68" circumference with 12" overlap)	\$104.12
<input type="checkbox"/> PT60884	Trunk Belt (64", 66" and 68" circumference with 12" overlap)	\$104.12
<input type="checkbox"/> P60879	Calf Strap (not available with P13571 and P13572 elevating leg rests)	\$104.12
<input type="checkbox"/> P11093	Bodypoint® Trunk Belt	\$319.21
<input type="checkbox"/> P11102	Bodypoint® Trunk Belt (pair)	\$602.80
<input type="checkbox"/> P11116	Bodypoint® Trunk Belt & Waist Belt	\$395.93
<input type="checkbox"/> P11112	Bodypoint® XL Trunk Belt	\$334.28
<input type="checkbox"/> P11113	Bodypoint® Belt w/Quick Release Knobs	\$371.27
<input type="checkbox"/> P61170	Bodypoint® Calf Strap (only available with 20"W back, not available with P13571 and P13572 elevating leg rests)	\$208.24
<input type="checkbox"/> P61081	Bodypoint® Calf Strap (only available with 18" back, not available with P13571 and P13572 elevating leg rests)	\$208.24
<input type="checkbox"/> P11114	Bodypoint® Knee Belt	\$342.50

Positioning Aids

<input type="checkbox"/> PL13574	Left Hand Swing-Away Adjustable Lateral	\$502.79
<input type="checkbox"/> PR13574	Right Hand Swing-Away Adjustable Lateral	\$502.79
<input type="checkbox"/> P61006	Abductor/Deflector-Large	\$317.84

Pans - frame, seat, back and pan must match same widths and depths

<input type="checkbox"/> P13834	18"Wx18"D Pan/Hanger	\$186.32
<input type="checkbox"/> P13836	20"Wx18"D Pan/Hanger	\$217.83
<input type="checkbox"/> P13838	22"Wx18"D Pan/Hanger	\$247.97

1218 Pediatric Rehab Shower/Commode Chair-Tilt

200 lb. to 350 lb. Weight Capacity*

Effective January 1, 2025

Bill To:

Date: _____
P.O.#: _____
Quote#: _____
Account#: _____
Ordered By: _____
Supplier Company: _____
ATP (REQUIRED): _____
Address: _____
City, State, Zip: _____
Phone: _____
Email: _____

Frames - must select one

Choose Frame Color

☐ Black ☐ White (if no selection is made, white will be selected)

☒ **P13623** 18"Wx18"D Stainless Steel Frame \$2,741.37

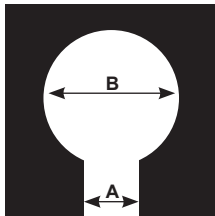
Casters - must select one

☐ **P60800-4** 5" Dual Locking Casters (2 pair) \$386.34
☐ **P13770** 5" Casters (pair) and 5" Dual Locking Casters (pair) \$356.20

Seats - must select one

☐ **P13914** 12"Wx12"D Ensolite® Front/Rear Open Seat (A-2.5"xB-4.5" opening, 1" foam) \$593.21
☐ **P13915** 14"Wx14"D Ensolite® Front/Rear Open Seat (A-3.5"xB-5.5" opening, 1" foam) \$593.21
☐ **P13916** 16"Wx16"D Ensolite® Front/Rear Open Seat (A-4"xB-6.5" opening, 1" foam) \$593.21
☐ **P13494** 18"Wx18"D Comfortuff Front/Rear Open Seat (A-5"xB-8.25" opening, 1.5" waterfall foam) \$694.59
☐ **P13617** 18"Wx18"D Ensolite® Solid Seat (2" foam) \$771.31

Seat Opening Measurements



* Weight Capacity for Seats

12"Wx12"D - 200lbs.
14"Wx14"D - 350lbs.
16"Wx16"D - 350lbs.
18"Wx18"D - 350lbs.

Armrests - must select right and left armrest

☐ **P13821** Left Hand Armrest with Pad \$232.90
☐ **P13822** Right Hand Armrest with Pad \$232.90
☐ **P13823** Left Hand Armrest with Arm Trough \$402.78
☐ **P13824** Right Hand Armrest with Arm Trough \$402.78
☐ **P13615** Left Hand Height-Adjustable Armrest \$453.47
☐ **P13616** Right Hand Height-Adjustable Armrest \$453.47

Leg Rests - foot plate not included

☐ **PL13610** Left Pediatric Leg Rest \$164.40
☐ **PR13610** Right Pediatric Leg Rest \$164.40
☐ **P13582** Left Elevating Leg Rest \$834.33
☐ **P13583** Right Elevating Leg Rest \$834.33
☐ **PL13581** Left Gooseneck Leg Rest \$216.46
☐ **PR13581** Right Gooseneck Leg Rest \$216.46

Notes

Email form to webquotes@altimatemedical.com

Ship To:

Name: _____
Address: _____
City/State: _____
Zip: _____
Phone: _____
Tag For: _____



AltimateMedical
creating products · changing lives

Ph: 800.342.8968 or 507.697.6393

Fax: 877.342.8968 or 507.697.6900

orders@activeaid.com activeaid.com

Foot Plates

☐ **PL11099** Left Foot Plate \$31.51
☐ **PR11099** Right Foot Plate \$31.51
☐ **PL11100** Left Foot Plate with Heel Loop \$49.32
☐ **PR11100** Right Foot Plate with Heel Loop \$49.32
☐ **P13891** Left Oversized Aluminum Foot Plate \$247.97
☐ **P13892** Right Oversized Aluminum Foot Plate \$247.97
☐ **PL11101** Left Padded Foot Plate \$117.82
☐ **PR11101** Right Padded Foot Plate \$117.82

Backs - must select one

☐ **P13867** 18"W Adjustable Sling Back \$334.28
☐ **P13917** 18"W Solid Back \$865.84
☐ **P11104** 18"W Solid Back Full Length w/Center Pad (adjustable depth) \$541.15

Belts

☐ **PW60884** Waist Belt (64" circumference with 12" overlap) \$104.12
☐ **PT60884** Trunk Belt (64" circumference with 12" overlap) \$104.12
☐ **P11093** Bodypoint® Trunk Belt \$319.21
☐ **P11102** Bodypoint® Trunk Belt (pair) \$602.80
☐ **P11116** Bodypoint® Trunk Belt & Waist Belt \$395.93
☐ **P11113** Bodypoint® Belt w/Quick Release Knobs \$371.27
☐ **P61169** Bodypoint® Calf Strap (only available with PL13610 and PR13610 pediatric leg rests) \$208.24
☐ **P61081** Bodypoint® Calf Strap (not available with P13582 and P13583 elevating leg rests) \$208.24
☐ **P11114** Bodypoint® Knee Belt \$342.50
☐ **P60879** Calf Strap (not available with P13582 and P13583 elevating leg rests) \$104.12

Positioning Aids

☐ **PL13574** Left Hand Swing-Away Adjustable Lateral \$502.79
☐ **PR13574** Right Hand Swing-Away Adjustable Lateral \$502.79
☐ **PL13618** Left Hand Arm-Mounted Hip Guide (not available with P13615 Armrests) \$479.50
☐ **PR13618** Right Hand Arm-Mounted Hip Guide (not available with P13615 Armrests) \$479.50
☐ **P61056** Abductor/Deflector-Small (for 12" and 14" seats) \$287.70
☐ **P60756** Abductor/Deflector-Medium (for 16" seats) \$302.77
☐ **P61006** Abductor/Deflector-Large (for 18" seats) \$317.84

Pans - seat and back must match same widths and depths

☐ **P13619** Pan/Hanger-Fits 12"W and 14"W Frame \$186.32
☐ **P13620** Pan/Hanger-Fits 16"W and 18"W Frame \$186.32

Head Supports

☐ **P11105** Head Support-Small Foam (only available for P11104 18"W Solid Back Full Length w/Center Pad) \$182.21
☐ **P13912** Head Support-Small \$511.01
☐ **P13900** Head Support-Large \$549.37



285 Rehab Shower/Commode Chair-Tilt

350 lb. Weight Capacity

Effective January 1, 2025

Bill To:



Date: _____
P.O.#: _____
Quote#: _____
Account#: _____
Ordered By: _____
Supplier Company: _____
ATP (REQUIRED): _____
Address: _____
City, State, Zip: _____
Phone: _____
Email: _____

Frames - frame, seat and back must match same widths, must select one

Choose Frame Color

☐ Black ☐ White (if no selection is made, white will be selected)

<input type="checkbox"/> P13636	18"Wx18"D Stainless Steel Frame	\$2,556.42
<input type="checkbox"/> SPECIAL SIZE	16"Wx18"D Stainless Steel Frame	INQUIRE FOR PRICING
<input type="checkbox"/> SPECIAL SIZE	20"Wx18"D Stainless Steel Frame	INQUIRE FOR PRICING
<input type="checkbox"/> SPECIAL SIZE	22"Wx18"D Stainless Steel Frame	INQUIRE FOR PRICING

Wheels/Rear Casters - must select one wheel or caster option

<input type="checkbox"/> P60800-2	5" Dual Locking Casters (pair)	\$208.24
<input type="checkbox"/> P13862	24" Solid Shallow Tread Wheels (pair)	\$697.33
<input type="checkbox"/> P13864	24" Pneumatic Deep Tread Wheels (pair)	\$697.33
<input type="checkbox"/> P13865	24" Pneumatic Flat Free Deep Tread Wheels (pair)	\$697.33
<input type="checkbox"/> P13857	24" PVC Handrims (replaces standard handrims, pair)	\$411.00

Axles - must select one if 24" wheels were selected

<input type="checkbox"/> P13688	Bolted Axles with Anti-Tipping Levers (pair)	\$79.46
--	--	---------

Wheel Locks - must select one if wheels were selected

<input type="checkbox"/> P13975	Wheel Locks (pair)	\$164.40
<input type="checkbox"/> P13976	Wheel Locks with Extended Handle (pair)	\$217.83

Front Casters - must select one

<input type="checkbox"/> P60841-2	5" Casters (pair)	\$178.10
<input type="checkbox"/> P60800-2	5" Dual Locking Casters (pair)	\$208.24

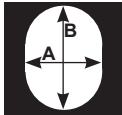
Seats - frame, seat and back must match same widths, must select one

<input type="checkbox"/> P61189	18"Wx18"D Molded Gel Front Open Contoured Seat (A-3.5"xB-7.25" opening, 2.5" gel)	\$778.16
<input type="checkbox"/> P61190	18"Wx18"D Molded Foam Oval Contoured Seat (A-7.25"xB-12.5" opening, 2.25" foam)	\$667.19
<input type="checkbox"/> P61191	18"Wx18"D Molded Gel Oval Contoured Seat (A-7.25"xB-12.5" opening, 2.5" gel)	\$778.16
<input type="checkbox"/> P61192	18"Wx18"D Molded Foam Front Open Contoured Seat (A-3.5"xB-7.25" opening, 2.25" foam)	\$667.19
<input type="checkbox"/> P61124	16"Wx18"D Ensolite® Front/Rear Open Seat (A-4.75"xB-7.75" opening, 1" foam)	\$697.33
<input type="checkbox"/> P60993	18"Wx18"D Comfortuff Front/Rear Open Seat (A-5"xB-8" opening, 2.5" waterfall foam)	\$579.51
<input type="checkbox"/> P61058	18"Wx18"D Ensolite® Front Open Contoured Seat (A-5.5"xB-8.25" opening, 2" waterfall foam)	\$653.49
<input type="checkbox"/> P60802	18"Wx18"D Ensolite® Front Open Ring Seat (A-4.5"xB-7.75" opening, 1.25" foam)	\$579.51
<input type="checkbox"/> P61086	18"Wx18"D Ensolite® Solid Seat (2" foam)	\$653.49
<input type="checkbox"/> P61121	18"Wx20"D Ensolite® Front Open Seat (A-4.5"xB-7.5" opening, 1" foam)	\$882.28
<input type="checkbox"/> P61038	20"Wx18"D Comfortuff Front Open Seat (A-5"xB-8" opening, 1.5" waterfall foam)	\$882.28
<input type="checkbox"/> P60903	20"Wx18"D Ensolite® Front/Rear Open Seat (A-4.5"xB-7.75" opening, 1" foam)	\$882.28
<input type="checkbox"/> PP61122	20"Wx18"D Ensolite® Solid Seat (1" foam)	\$882.28
<input type="checkbox"/> P60886	20"Wx20"D Ensolite® Race Track Oval Seat (A-7.75"xB-12.75" opening, 1.5" foam)	\$949.41
<input type="checkbox"/> P61123	20"Wx20"D Ensolite® Front/Rear Open Seat (A-4.5"xB-7.75" opening, 1" waterfall foam)	\$949.41
<input type="checkbox"/> P60905	22"Wx18"D Ensolite® Front Open Seat (A-4.5"xB-7.75" opening, 1" foam)	\$1,001.47
<input type="checkbox"/> P60887	22"Wx20"D Ensolite® Race Track Oval Seat (A-7.75"xB-12.75" opening, 1.5" foam)	\$1,038.46
<input type="checkbox"/> P61126	22"Wx20"D Ensolite® Front/Rear Open Seat (A-4.5"xB-7.75" opening, 1" foam)	\$1,067.23

Front Open
Seat Opening
Measurements



Race Track Oval Seat
Opening Measurements



Armrests - must select right and left armrest

<input type="checkbox"/> P13611	Left Hand Armrest with Pad	\$238.38
<input type="checkbox"/> P13612	Right Hand Armrest with Pad	\$238.38
<input type="checkbox"/> P13613	Left Hand Armrest with Arm Trough	\$416.48
<input type="checkbox"/> P13614	Right Hand Armrest with Arm Trough	\$416.48
<input type="checkbox"/> P13615	Left Hand Height-Adjustable Armrest	\$453.47
<input type="checkbox"/> P13616	Right Hand Height-Adjustable Armrest	\$453.47

ActiveAid products should only be used under the guidance of a physician and or therapist. ActiveAid maintains a policy of continual product improvement and reserves the right to change features, specifications, and prices without prior notification. Check with ActiveAid for latest information. FORM 285PL CAN 123124 Copyright © 2025 ActiveAid, llc. All rights reserved. U.S. & international patents pending. Printed in the U.S.A.

Email form to webquotes@altimatemedical.com

Ship To:



Name: _____
Address: _____
City/State: _____
Zip: _____
Phone: _____
Tag For: _____



AltimateMedical
creating products · changing lives

Ph: 800.342.8968 or 507.697.6393

Fax: 877.342.8968 or 507.697.6900

orders@activeaid.com activeaid.com

Leg Rests - foot plate not included

<input type="checkbox"/> PL13581	Left Gooseneck Leg Rest	\$216.46
<input type="checkbox"/> PR13581	Right Gooseneck Leg Rest	\$216.46
<input type="checkbox"/> P13582	Left Elevating Leg Rest	\$834.33
<input type="checkbox"/> P13583	Right Elevating Leg Rest	\$834.33

Foot Plates

<input type="checkbox"/> PL11099	Left Foot Plate	\$31.51
<input type="checkbox"/> PR11099	Right Foot Plate	\$31.51
<input type="checkbox"/> PL11100	Left Foot Plate with Heel Loop	\$49.32
<input type="checkbox"/> PR11100	Right Foot Plate with Heel Loop	\$49.32
<input type="checkbox"/> P13891	Left Oversized Aluminum Foot Plate	\$247.97
<input type="checkbox"/> P13892	Right Oversized Aluminum Foot Plate	\$247.97
<input type="checkbox"/> PL11101	Left Padded Foot Plate	\$117.82
<input type="checkbox"/> PR11101	Right Padded Foot Plate	\$117.82

Backs - frame, seat and back must match same widths, must select one

<input type="checkbox"/> P61139	16"W Adjustable Sling Back	\$217.83
<input type="checkbox"/> P11110	16"W Solid Back	\$848.03
<input type="checkbox"/> P60877	18"W Adjustable Sling Back	\$232.90
<input type="checkbox"/> P11107	18"W Solid Back	\$865.84
<input type="checkbox"/> P60878	20"W Adjustable Sling Back	\$247.97
<input type="checkbox"/> P11108	20"W Solid Back	\$897.35
<input type="checkbox"/> P61140	22"W Adjustable Sling Back	\$264.41
<input type="checkbox"/> P11109	22"W Solid Back	\$942.56

Belts

<input type="checkbox"/> PW60884	Waist Belt (62", 64", 66" or 68" circumference with 12" overlap)	\$104.12
<input type="checkbox"/> PT61180	Trunk Belt	\$104.12
<input type="checkbox"/> P60879	Calf Strap (not available with P13582 and P13583 elevating leg rests)	\$104.12
<input type="checkbox"/> P11093	Bodypoint® Trunk Belt	\$319.21
<input type="checkbox"/> P11102	Bodypoint® Trunk Belt (pair)	\$602.80
<input type="checkbox"/> P11116	Bodypoint® Trunk Belt & Waist Belt	\$395.93
<input type="checkbox"/> P11112	Bodypoint® XL Trunk Belt	\$334.28
<input type="checkbox"/> P11113	Bodypoint® Belt w/Quick Release Knobs	\$371.27
<input type="checkbox"/> P61169	Bodypoint® Calf Strap (only available with 16"W frame, not available with P13582 and P13583 elevating leg rests)	\$208.24
<input type="checkbox"/> P61170	Bodypoint® Calf Strap (only available with 20"W frame, not available with P13582 and P13583 elevating leg rests)	\$208.24
<input type="checkbox"/> P61081	Bodypoint® Calf Strap (only available with 18"W back, not available with P13582 and P13583 elevating leg rests)	\$208.24
<input type="checkbox"/> P11114	Bodypoint® Knee Belt	\$342.50

Positioning Aids

<input type="checkbox"/> PL13574	Left Hand Swing-Away Adjustable Lateral	\$502.79
<input type="checkbox"/> PR13574	Right Hand Swing-Away Adjustable Lateral	\$502.79
<input type="checkbox"/> PL13618	Left Hand Arm-Mounted Hip Guide (not available with P13615 Armrests)	\$479.50
<input type="checkbox"/> PR13618	Right Hand Arm-Mounted Hip Guide (not available with P13616 Armrests)	\$479.50
<input type="checkbox"/> P61006	Abductor/Deflector-Large	\$317.84

Pans

<input type="checkbox"/> P13831	Pan/Hanger for Ring and Contoured Seats	\$186.32
<input type="checkbox"/> P13832	Pan/Hanger for Front, Front/Rear, & Race Track Oval Seats	\$186.32

Head Supports

<input type="checkbox"/> P13900	Head Support-Large	\$549.37
<input type="checkbox"/> P13913	Head Support-XL	\$719.25



285TR Rehab Shower/Commode Chair-Tilt, Recline, Seat Height Adjustment

350 lb. Weight Capacity

Effective January 1, 2025

Bill To:


Date:_____

P.O.#:_____

Quote#:_____

Account#:_____

Ordered By:_____

Supplier Company:_____

ATP (REQUIRED):_____

Address:_____

City, State, Zip:_____

Phone:_____

Email:_____

Frames - frame, seat back and pan must match same widths and depths, must select one
Choose Frame Color
☐ Black ☐ White (if no selection is made, white will be selected)

<input type="checkbox"/> P13763	18"Wx18"D Stainless Steel Frame (height adjustable)	\$2,149.53
<input type="checkbox"/> SPECIAL SIZE	16"Wx18"D Stainless Steel Frame (height adjustable)	INQUIRE FOR PRICING
<input type="checkbox"/> SPECIAL SIZE	18"Wx20"D Stainless Steel Frame (height adjustable)	INQUIRE FOR PRICING
<input type="checkbox"/> SPECIAL SIZE	20"Wx18"D Stainless Steel Frame (height adjustable)	INQUIRE FOR PRICING
<input type="checkbox"/> SPECIAL SIZE	20"Wx20"D Stainless Steel Frame (height adjustable)	INQUIRE FOR PRICING
<input type="checkbox"/> SPECIAL SIZE	22"Wx18"D Stainless Steel Frame (height adjustable)	INQUIRE FOR PRICING
<input type="checkbox"/> SPECIAL SIZE	22"Wx20"D Stainless Steel Frame (height adjustable)	INQUIRE FOR PRICING

Frame Positioning- must select one

<input type="checkbox"/> P13759	Tilt	\$727.47
<input type="checkbox"/> P13760	Recline	\$727.47
<input type="checkbox"/> P13761	Tilt/Recline	\$1,468.64

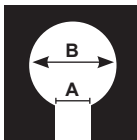
Casters - must select one

<input type="checkbox"/> P60800-4	5" Dual Locking Casters (2 pair)	\$386.34
<input type="checkbox"/> P13770	5" Casters (pair) and 5" Dual Locking Casters (pair)	\$356.20

Seats - frame, seat, back and pan must match same widths and depths, must select one

<input type="checkbox"/> P61189	18"Wx18"D Molded Gel Front Open Contoured Seat (A-3.5"xB-7.25" opening, 2.5" gel)	\$778.16
<input type="checkbox"/> P61190	18"Wx18"D Molded Foam Oval Contoured Seat (A-7.25"xB-12.5" opening, 2.25" foam)	\$667.19
<input type="checkbox"/> P61191	18"Wx18"D Molded Gel Oval Contoured Seat (A-7.25"xB-12.5" opening, 2.5" gel)	\$778.16
<input type="checkbox"/> P61192	18"Wx18"D Molded Foam Front Open Contoured Seat (A-3.5"xB-7.25" opening, 2.25" foam)	\$667.19
<input type="checkbox"/> P61124	16"Wx18"D Ensolite® Front Open Seat (A-4.75"xB-7.75" opening, 1" foam)	\$697.33
<input type="checkbox"/> P60913	18"Wx18"D Ensolite® Front/Rear Open Seat (A-5.25"xB-8" opening, 2" waterfall foam)	\$653.49
<input type="checkbox"/> P60993	18"Wx18"D Comfortuff Front/Rear Open Seat (A-5"xB-8D opening, 2.5" waterfall foam)	\$579.51
<input type="checkbox"/> P61058	18"Wx18"D Ensolite® Front Open Contoured Seat (A-5.5"xB-8.25" opening, 2" waterfall foam)	\$653.49
<input type="checkbox"/> P61086	18"Wx18"D Ensolite® Solid Seat (2" foam)	\$653.49
<input type="checkbox"/> P61122	18"Wx20"D Ensolite® Solid Seat (1" foam)	\$831.59
<input type="checkbox"/> P61121	18"Wx20"D Ensolite® Front/Rear Open Seat (A-4.5"xB-7.5" opening, 1" foam)	\$882.28
<input type="checkbox"/> PP61038	18"Wx20"D Comfortuff Side Open Seat (A-5"xB-8" opening, 1.5" waterfall foam)	\$882.28
<input type="checkbox"/> P61038	20"Wx18"D Comfortuff Front Open Seat (A-5"xB-8" opening, 1.5" waterfall foam)	\$882.28
<input type="checkbox"/> P60903	20"Wx18"D Ensolite® Front/Rear Seat (A-4.5"xB-7.5" opening, 1" foam)	\$882.28
<input type="checkbox"/> PP61121	20"Wx18"D Ensolite® Side Open Seat (A-4.5"xB-7.5" opening, 1" foam)	\$882.28
<input type="checkbox"/> PP61122	20"Wx18"D Ensolite® Solid Seat (1" foam)	\$882.28
<input type="checkbox"/> P61123	20"Wx20"D Ensolite® Front/Rear Open Seat (A-5"xB-8" opening, 1" waterfall foam)	\$949.41
<input type="checkbox"/> P60905	22"Wx18"D Ensolite® Front/Rear Open Seat (A-4.5"xB-7.5" opening, 1" foam)	\$1,001.47
<input type="checkbox"/> P61126	22"Wx20"D Ensolite® Front/Rear Open Seat (A-5"xB-8" opening, 1" waterfall foam)	\$1,067.23

*Seat works in all 4 positions


Seat Opening Measurements
Armrests - must match frame depth, must select right and left armrest

<input type="checkbox"/> P13729	18"D Left Hand Armrest with Pad	\$231.53
<input type="checkbox"/> P13730	18"D Right Hand Armrest with Pad	\$231.53
<input type="checkbox"/> P13731	18"D Left Hand Armrest with Arm Trough	\$386.34
<input type="checkbox"/> P13732	18"D Right Hand Armrest with Arm Trough	\$386.34
<input type="checkbox"/> P13735	20"D Left Hand Armrest with Pad	\$312.36
<input type="checkbox"/> P13736	20"D Right Hand Armrest with Pad	\$312.36
<input type="checkbox"/> P13737	20"D Left Hand Armrest with Arm Trough	\$490.46
<input type="checkbox"/> P13738	20"D Right Hand Armrest with Arm Trough	\$490.46
<input type="checkbox"/> P13563	Left Hand Height-Adjustable Arms (P13564 required)	\$453.47
<input type="checkbox"/> P13564	Right Hand Height-Adjustable Arms (P13563 required)	\$453.47

Email form to webquotes@altimatemedical.com
Ship To:


Name:_____

Address:_____

City/State:_____

Zip:_____

Phone:_____

Tag For:_____


AltimateMedical
 creating products · changing lives

Ph: 800.342.8968 or 507.697.6393

Fax: 877.342.8968 or 507.697.6900

orders@activeaid.com activeaid.com

Leg Rests - foot plate not included

<input type="checkbox"/> PL13725	Left Leg Rest	\$216.46
<input type="checkbox"/> PR13725	Right Leg Rest	\$216.46
<input type="checkbox"/> P13571	Left Elevating Leg Rest	\$834.33
<input type="checkbox"/> P13572	Right Elevating Leg Rest	\$834.33

Foot Plates

<input type="checkbox"/> PL11099	Left Foot Plate	\$31.51
<input type="checkbox"/> PR11099	Right Foot Plate	\$31.51
<input type="checkbox"/> PL11100	Left Foot Plate with Heel Loop	\$49.32
<input type="checkbox"/> PR11100	Right Foot Plate with Heel Loop	\$49.32
<input type="checkbox"/> P13891	Left Oversized Aluminum Foot Plate	\$247.97
<input type="checkbox"/> P13892	Right Oversized Aluminum Foot Plate	\$247.97
<input type="checkbox"/> PL11101	Left Padded Foot Plate	\$117.82
<input type="checkbox"/> PR11101	Right Padded Foot Plate	\$117.82

Backs - frame, seat, back and pan must match same widths and depths, must select one

<input type="checkbox"/> P13745	16"W Sling Back	\$778.16
<input type="checkbox"/> P13746	16"W Solid Back	\$1,223.41
<input type="checkbox"/> P13747	18"W Sling Back	\$852.14
<input type="checkbox"/> P13748	18"W Solid Back	\$1,286.43
<input type="checkbox"/> P13750	20"W Sling Back	\$949.41
<input type="checkbox"/> P13751	20"W Solid Back	\$1,349.45
<input type="checkbox"/> P13752	22"W Sling Back	\$1,102.85
<input type="checkbox"/> P13753	22"W Solid Back	\$1,504.26

Belts

<input type="checkbox"/> PW60884	Waist Belt (62", 64", 66" or 68" circumference with 12" overlap)	\$104.12
<input type="checkbox"/> PT60884	Trunk Belt (62", 64", 66", or 68" circumference with 12" overlap)	\$104.12
<input type="checkbox"/> P60879	Calf Strap (not available with P13571 and P13572 elevating leg rests)	\$104.12
<input type="checkbox"/> P11093	Bodypoint® Trunk Belt	\$319.21
<input type="checkbox"/> P11102	Bodypoint® Trunk Belt (pair)	\$602.80
<input type="checkbox"/> P11116	Bodypoint® Trunk Belt & Waist Belt	\$395.93
<input type="checkbox"/> P11112	Bodypoint® XL Trunk Belt	\$334.28
<input type="checkbox"/> P11113	Bodypoint® Belt w/Quick Release Knobs	\$371.27
<input type="checkbox"/> P61169	Bodypoint® Calf Strap (only available with 16"W frame, not available with P13571 and P13572 elevating leg rests)	\$208.24
<input type="checkbox"/> P61170	Bodypoint® Calf Strap (only available with 20"W frame, not available with P13571 and P13572 elevating leg rests)	\$208.24
<input type="checkbox"/> P61081	Bodypoint® Calf Strap (only available with 18"W back, not available with P13571 and P13572 elevating leg rests)	\$208.24
<input type="checkbox"/> P11114	Bodypoint® Knee Belt	\$342.50

Positioning Aids

<input type="checkbox"/> PL13574	Left Hand Swing-Away Adjustable Lateral	\$502.79
<input type="checkbox"/> PR13574	Right Hand Swing-Away Adjustable Lateral	\$502.79
<input type="checkbox"/> PL13618	Left Hand Arm-Mounted Hip Guide (not available with P13563 Armrests)	\$479.50
<input type="checkbox"/> PR13618	Right Hand Arm-Mounted Hip Guide (not available with P13564 Armrests)	\$479.50
<input type="checkbox"/> P61006	Abductor/Deflector-Large	\$317.84

Pans - frame, seat, back and pan must match same widths and depths

<input type="checkbox"/> P13833	16"Wx18"D Pan/Hanger	\$186.32
<input type="checkbox"/> P13834	18"Wx18"D Pan/Hanger	\$186.32
<input type="checkbox"/> P13835	18"Wx20"D Pan/Hanger	\$202.76
<input type="checkbox"/> P13836	20"Wx18"D Pan/Hanger	\$217.83
<input type="checkbox"/> P13837	20"Wx20"D Pan/Hanger	\$232.90
<input type="checkbox"/> P13838	22"Wx18"D Pan/Hanger	\$247.97
<input type="checkbox"/> P13839	22"Wx20"D Pan/Hanger	\$264.41

Head Supports

<input type="checkbox"/> P13900	Head Support-Large	\$549.37
<input type="checkbox"/> P13913	Head Support-XL	\$719.25